

# IMKH California



## GRADE 4

---

Teacher Resource Copy  
Masters

---

### UNITS 7-9



**Kendall Hunt**

Book 4  
Certified by Illustrative Mathematics®

© 2025 Illustrative Mathematics, <https://www.illustrativemathematics.org/>, and licensed under the Creative Commons Attribution-NonCommercial 4.0 International License (CC BY-NC 4.0), <https://creativecommons.org/licenses/by-nc/4.0/>.

The Illustrative Mathematics name and logo are not subject to the Creative Commons license and may not be used without the prior and express written consent of Illustrative Mathematics.

This book includes public domain images or openly licensed images that are copyrighted by their respective owners. Openly licensed images remain under the terms of their respective licenses. See the image attribution section for more information.

The Kendall Hunt name, logo, and cover artwork are not subject to the Creative Commons license and may not be used without the prior and express written consent of Kendall Hunt.

ISBN 9798385167739

K5\_vII

20240302

 **GRADE 4**

**UNIT**

**7**

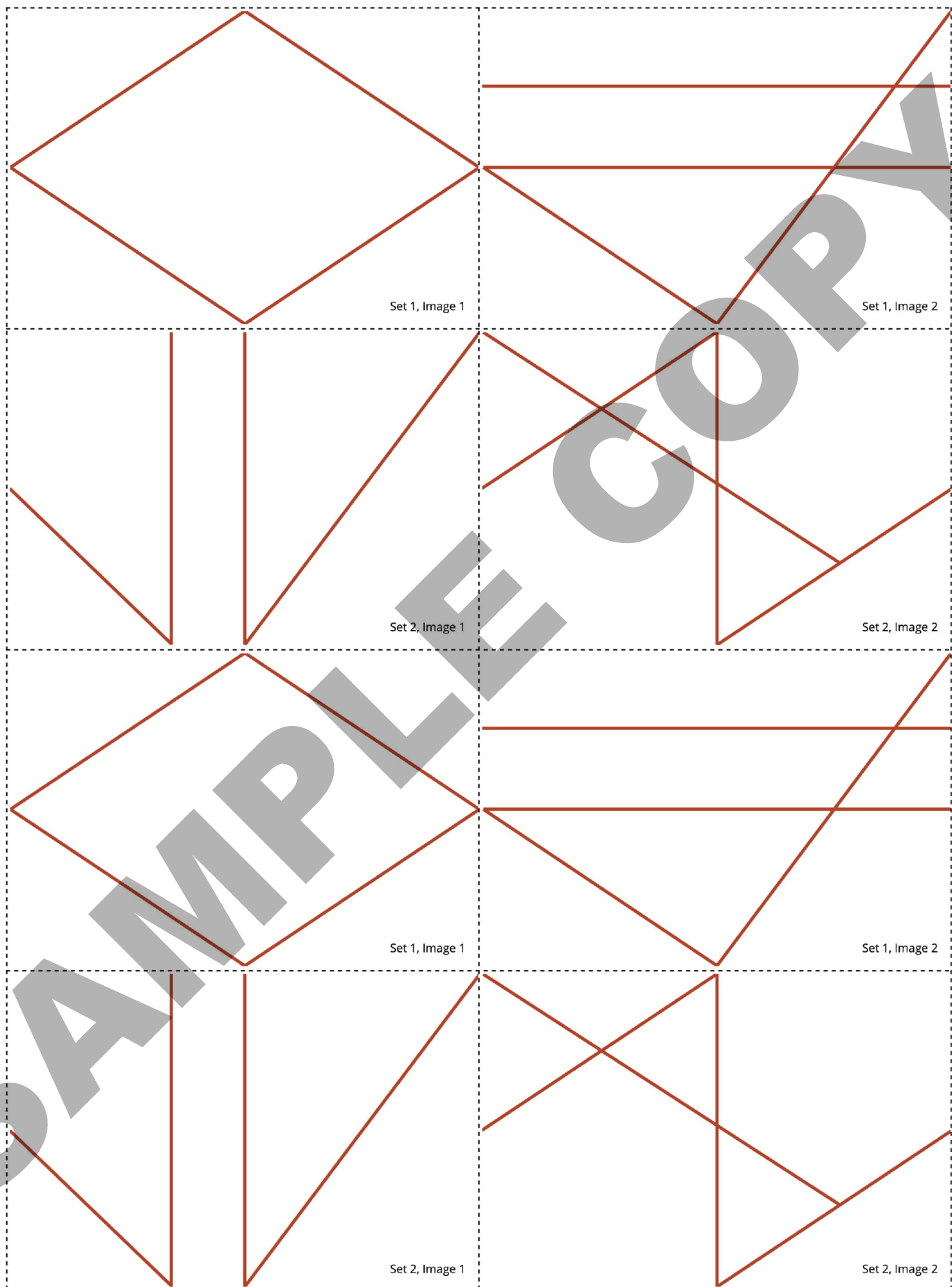
---

**Teacher Resource Copy  
Masters**

---

**LESSON BLACKLINE MASTERS**

address	title	students per copy	written on?	requires cutting?	card stock recommended?	color paper recommended?	used multiple times?	used as a center material?
Activity Grade4.7.1.1	Do You See What I See Cards	4	no	yes	yes	no	no	no
Activity Grade4.7.2.1	Card Sort Who Am I Cards	2	no	yes	yes	no	no	no
Activity Grade4.7.3.2	Illustrated Word Wall Handout	1	yes	no	no	no	no	no
Activity Grade4.7.5.1	Tricky Figures Cards	8	no	yes	no	no	no	no
Activity Grade4.7.6.1	Card Sort Angles Cards	2	no	yes	yes	no	no	no
Activity Grade4.7.8.2	Making a Measuring Tool Template	3	yes	yes	no	no	no	no
Activity Grade4.7.13.1	How Great Are These Angles Handout	2	no	yes	no	no	no	no
Activity Grade4.7.15.2	Info Gap A Whole Bunch of Angles Cards	2	no	yes	no	no	no	no



Card Sort: Who Am I?

A



Card Sort: Who Am I?

B

My length can't be measured.  
I have a start but no end.

Card Sort: Who Am I?

C

I have no size (no width, length,  
or thickness).

Card Sort: Who Am I?

D

I start at one point and end at a  
second point.

Card Sort: Who Am I?

E

I start at one point and go on  
infinitely in one direction.

Card Sort: Who Am I?

F

I am a set of points arranged in a  
straight path. I extend infinitely in  
two directions.

Card Sort: Who Am I?

G

I often have one dot and one arrow  
to show that I go on in one direction.

Card Sort: Who Am I?

H

My length can't be measured.  
I have no start and no end.

Card Sort: Who Am I?

I



Card Sort: Who Am I?

J

I have a specific length.

Card Sort: Who Am I?

K

I usually am represented by a dot or a circle.

Card Sort: Who Am I?

L



Card Sort: Who Am I?

M

I often have arrows to show that I keep going in two directions.

Card Sort: Who Am I?

N

I am a location.

Card Sort: Who Am I?

O



Card Sort: Who Am I?

P

I often am shown with two dots and no arrows.

Add unfamiliar words, phrases, and illustrations to your word wall.

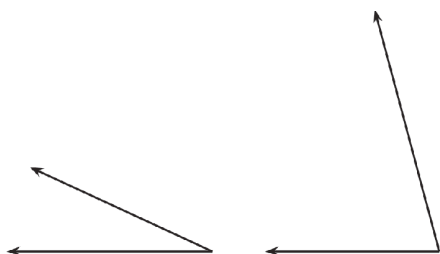
A.	B.	C.	D.
E.	F.	G.	H.
I.	J.	K.	L.



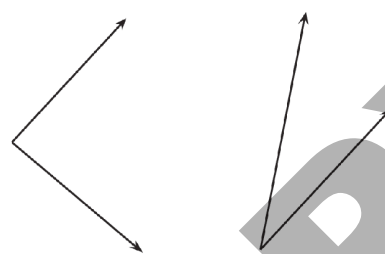
Add unfamiliar words, phrases, and illustrations to your word wall.

M.	N	O.	P.
Q.	R.	S.	T.
U.	V.	W.	XYZ.

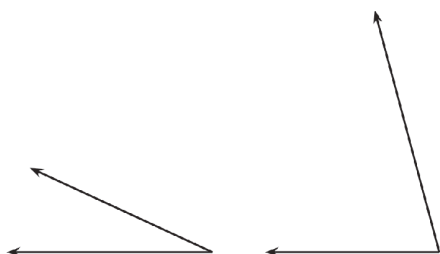
Tricky Figures  
Set 1



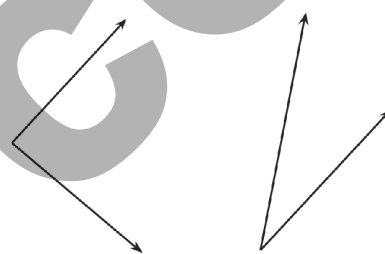
Tricky Figures  
Set 2



Tricky Figures  
Set 1



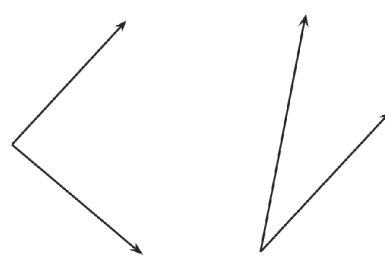
Tricky Figures  
Set 2



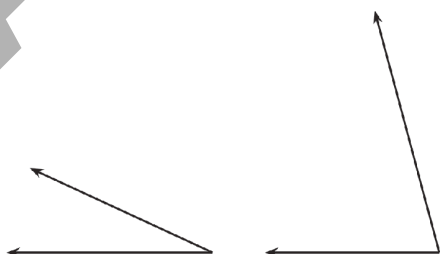
Tricky Figures  
Set 1



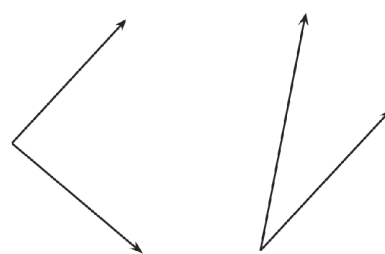
Tricky Figures  
Set 2



Tricky Figures  
Set 1

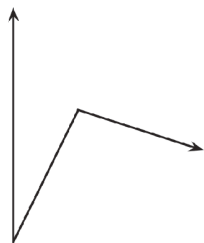


Tricky Figures  
Set 2



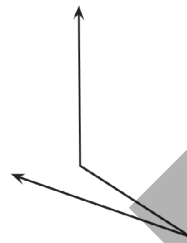
Tricky Figures

Set 3A (if you have time)



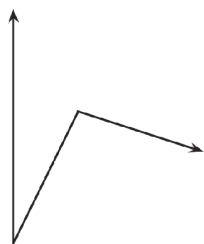
Tricky Figures

Set 3B (if you have time)



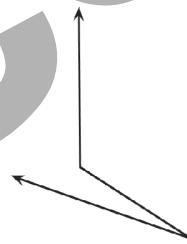
Tricky Figures

Set 3A (if you have time)



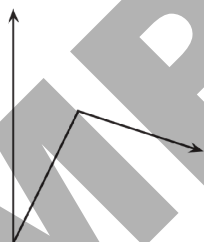
Tricky Figures

Set 3B (if you have time)



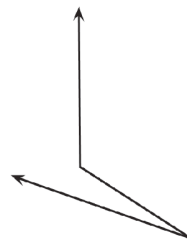
Tricky Figures

Set 3A (if you have time)



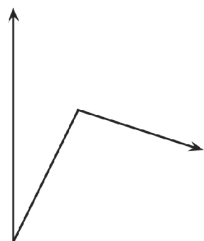
Tricky Figures

Set 3B (if you have time)



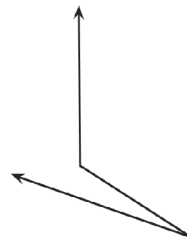
Tricky Figures

Set 3A (if you have time)



Tricky Figures

Set 3B (if you have time)



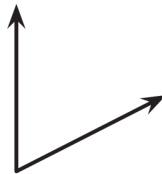
Card Sort: Angles  
A



Card Sort: Angles  
B



Card Sort: Angles  
C



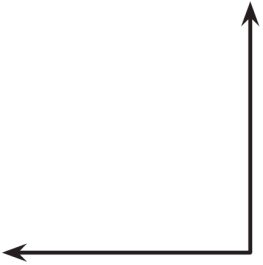
Card Sort: Angles  
D



Card Sort: Angles  
E



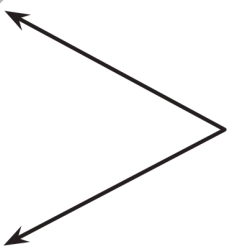
Card Sort: Angles  
F



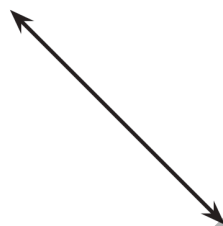
Card Sort: Angles  
G



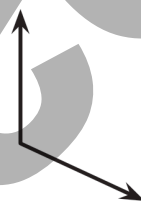
Card Sort: Angles  
H



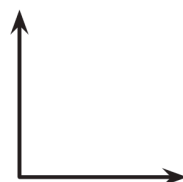
Card Sort: Angles  
I



Card Sort: Angles  
J



Card Sort: Angles  
K



Card Sort: Angles  
L



Card Sort: Angles  
M



Card Sort: Angles  
N

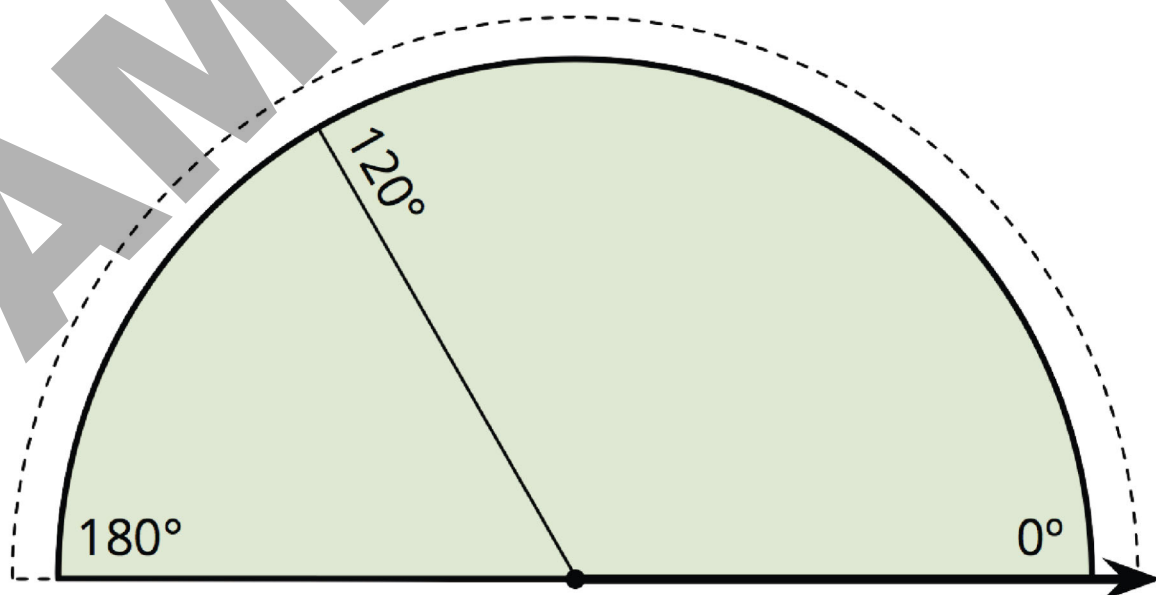
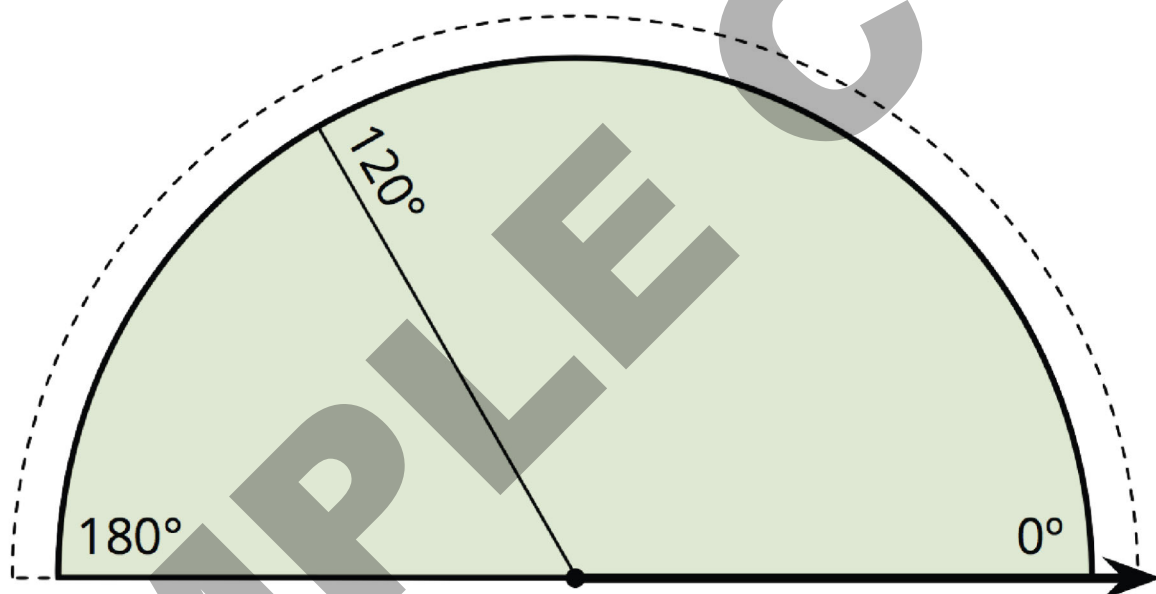
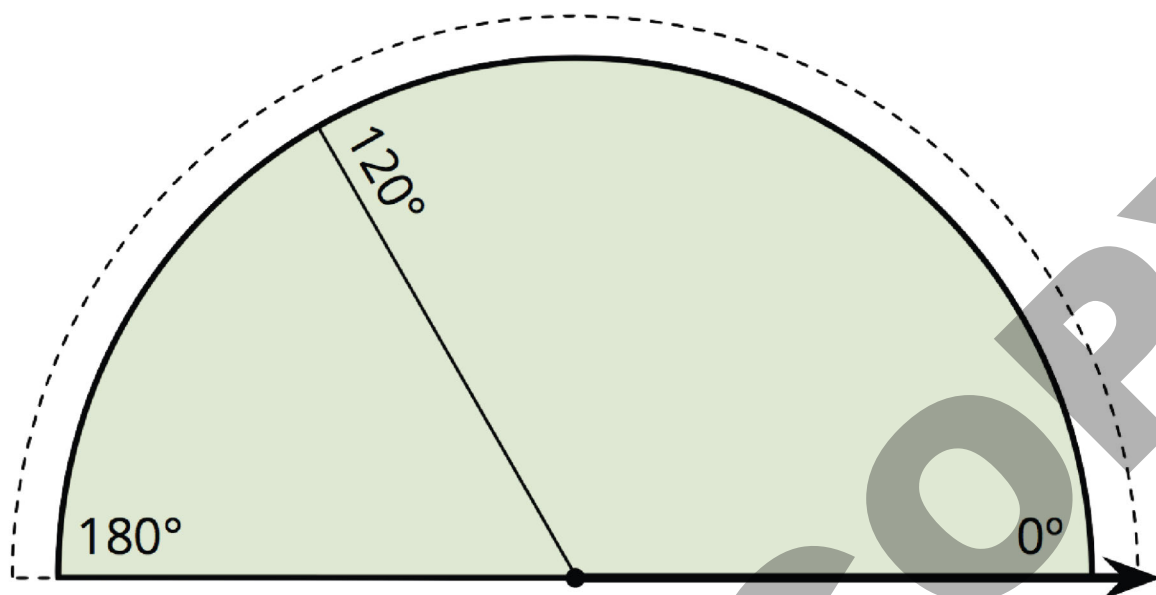


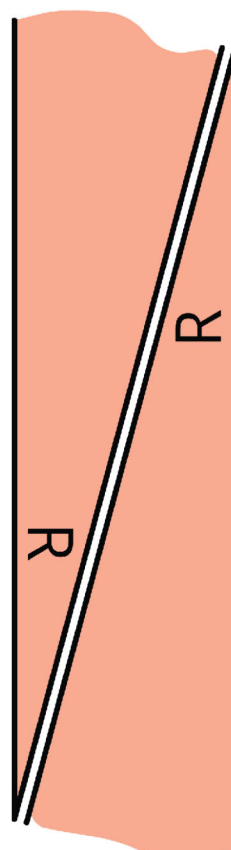
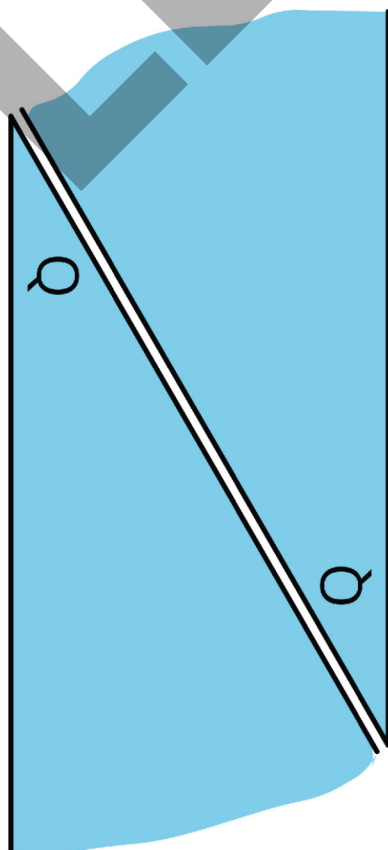

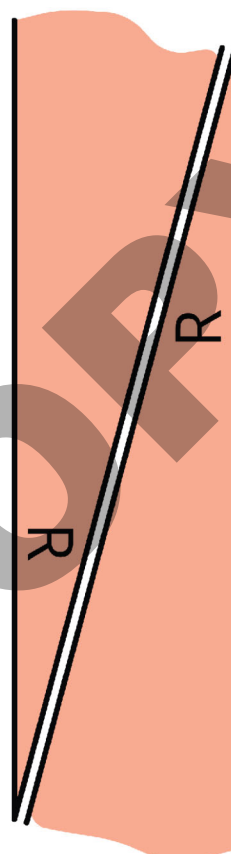
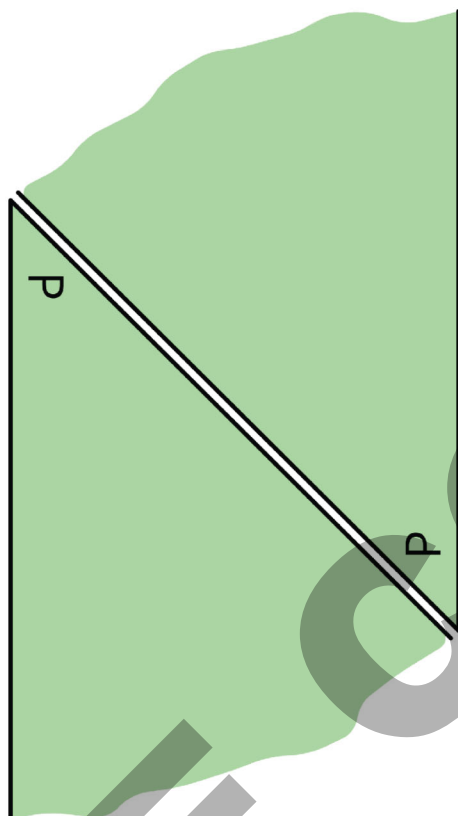
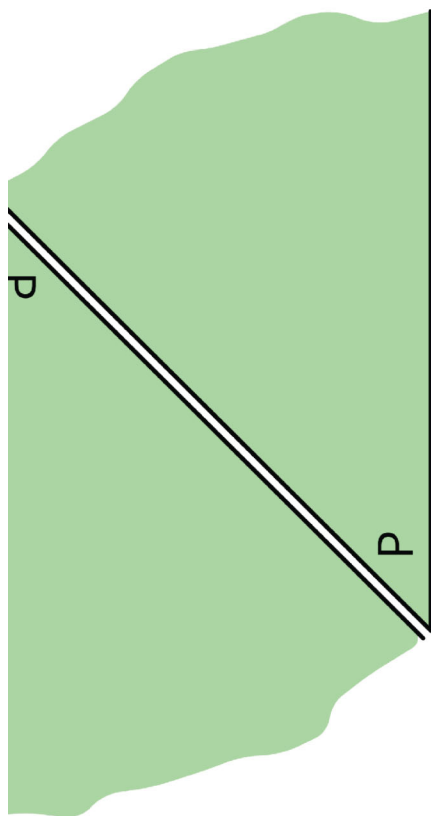
Card Sort: Angles  
O

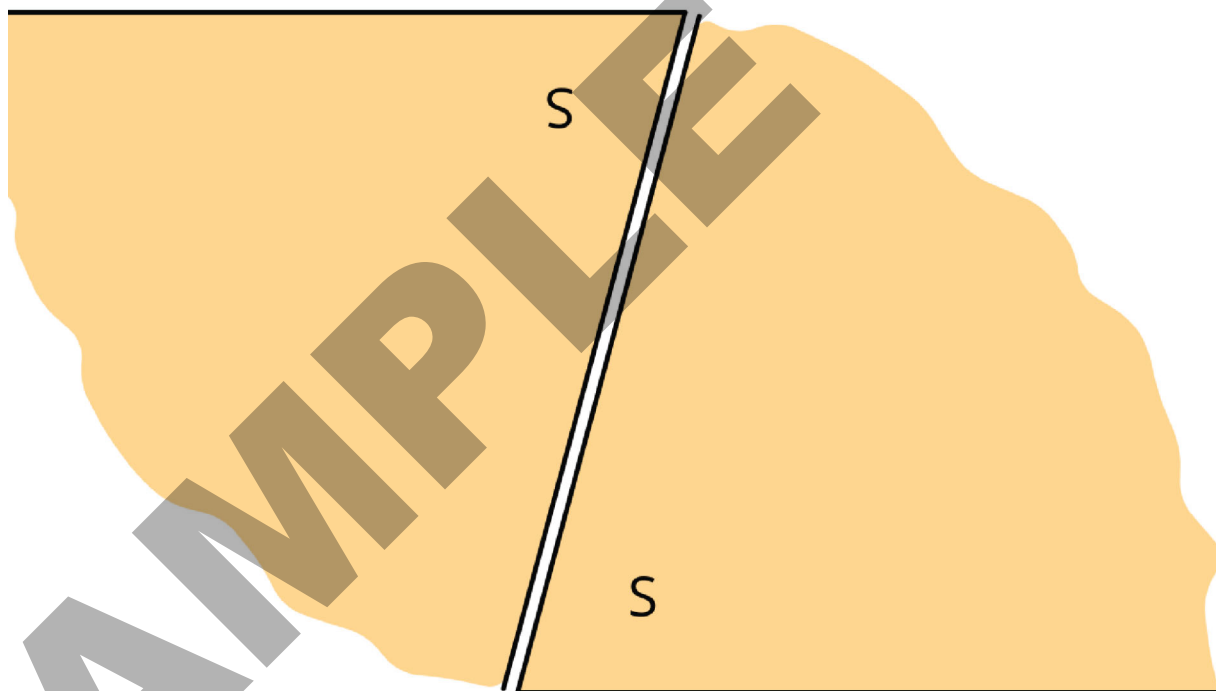
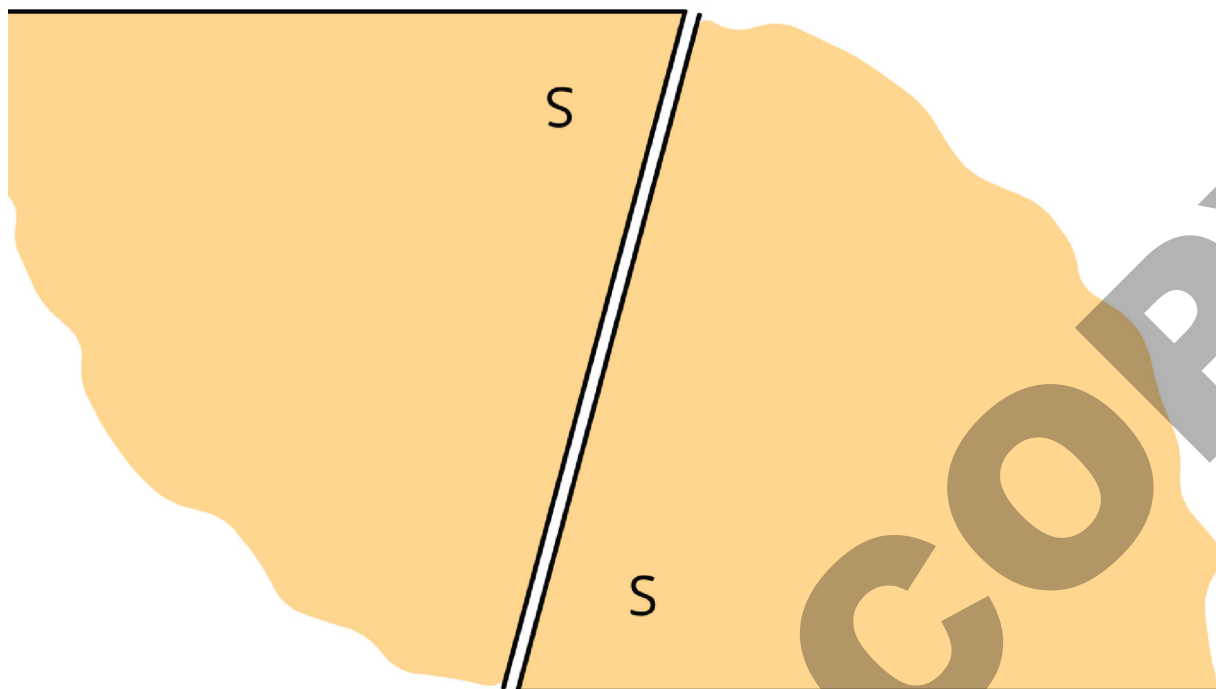


Card Sort: Angles  
P







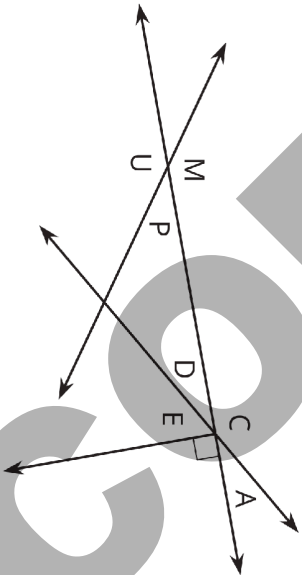




Info Gap: A Whole Bunch of Angles

## Problem Card 1

Three lines and a ray cross and make a bunch of angles.



1. What is the size of Angle P?
2. Which angle is greater: Angle P or Angle D?

Info Gap: A Whole Bunch of Angles

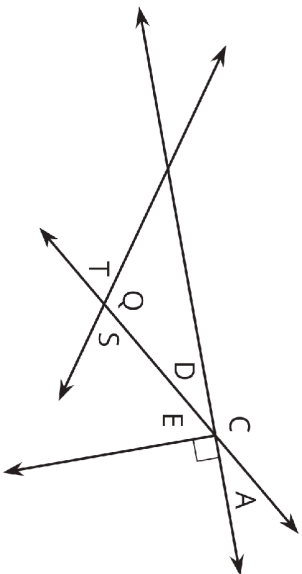
## Data Card 1

- Angle U is  $128^\circ$ .
- Angle D is the same size as Angle A.
- Angle C is  $143^\circ$ .

Info Gap: A Whole Bunch of Angles

## Problem Card 2

Three lines and a ray cross and make a bunch of angles.



1. What is the size of Angle Q?
2. Which angle is greater: Angle T or Angle E?

Info Gap: A Whole Bunch of Angles

## Data Card 2

- Angle T is less than a right angle.
- Angle S is  $79^\circ$ .
- Angle A is  $37^\circ$ .

 **GRADE 4**

**UNIT**

**8**

---

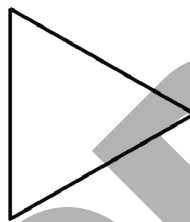
**Teacher Resource Copy  
Masters**

---

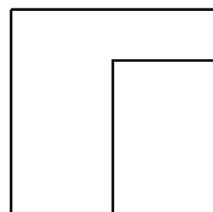
**LESSON BLACKLINE MASTERS**

address	title	students per copy	written on?	requires cutting?	card stock recommended?	color paper recommended?	used multiple times?	used as a center material?
Activity Grade4.8.1.1	Shape Cards Grade 4	2	no	yes	no	no	yes	yes
Activity Grade4.8.4.1	Perfect Matches Handout	6	yes	yes	no	no	no	no
Activity Grade4.8.5.3	What Could the Whole Figure Be Triangle Shapes	2	no	yes	no	no	no	no
Activity Grade4.8.9.1	Before and After Shapes	6	no	no	no	no	no	no

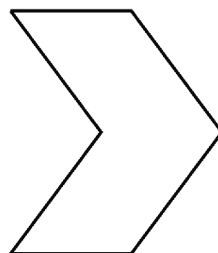
A  
Shape Cards Grade 4




B  
Shape Cards Grade 4




C  
Shape Cards Grade 4



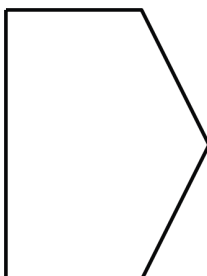
D  
Shape Cards Grade 4



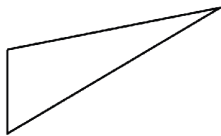
E  
Shape Cards Grade 4



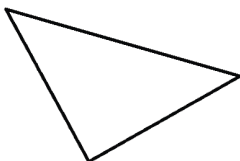
F  
Shape Cards Grade 4



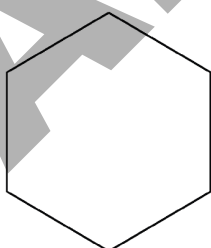
G  
Shape Cards Grade 4



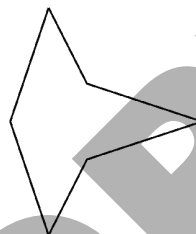
H  
Shape Cards Grade 4



I  
Shape Cards Grade 4



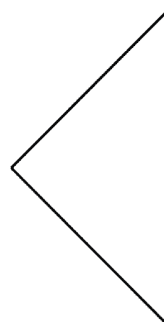
J  
Shape Cards Grade 4



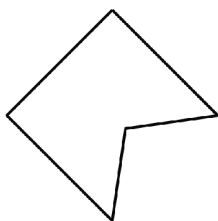
K  
Shape Cards Grade 4




L  
Shape Cards Grade 4



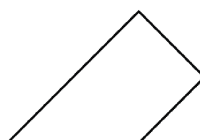
M  
Shape Cards Grade 4



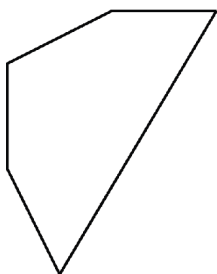
N  
Shape Cards Grade 4



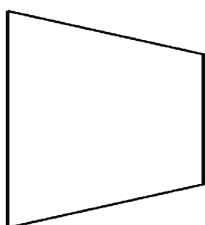
O  
Shape Cards Grade 4



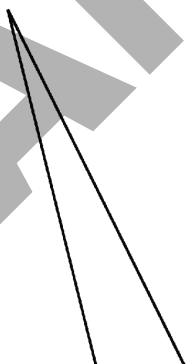
P  
Shape Cards Grade 4



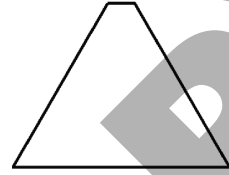
Q  
Shape Cards Grade 4



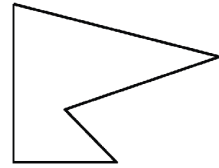
R  
Shape Cards Grade 4



S  
Shape Cards Grade 4



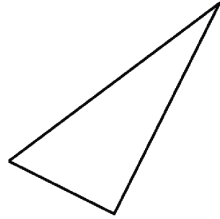
T  
Shape Cards Grade 4




U  
Shape Cards Grade 4



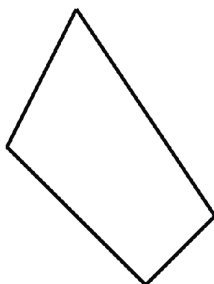
V  
Shape Cards Grade 4



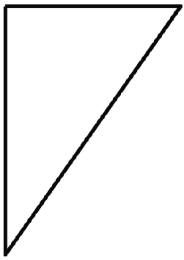
W  
Shape Cards Grade 4



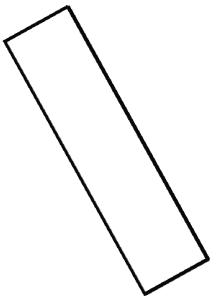
X  
Shape Cards Grade 4



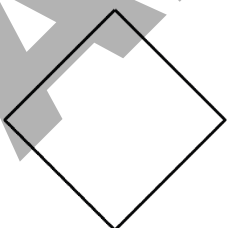
Y  
Shape Cards Grade 4




Z  
Shape Cards Grade 4



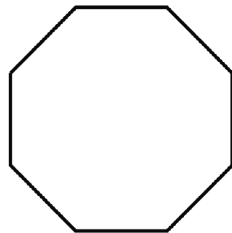
AA  
Shape Cards Grade 4




BB  
Shape Cards Grade 4



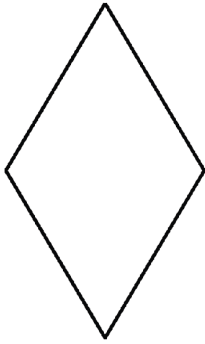
CC  
Shape Cards Grade 4




DD  
Shape Cards Grade 4



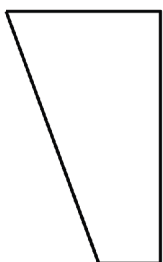
EE  
Shape Cards Grade 4



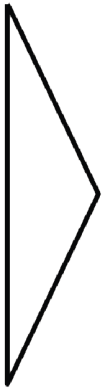
FF  
Shape Cards Grade 4



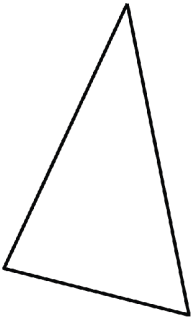
GG  
Shape Cards Grade 4



HH  
Shape Cards Grade 4



II  
Shape Cards Grade 4



JJ  
Shape Cards Grade 4

