

IMKH California



GRADE 5

Teacher Resource Copy
Masters

UNITS 7-8



Kendall Hunt

Book 4
Certified by Illustrative Mathematics®

© 2025 Illustrative Mathematics, <https://www.illustrativemathematics.org/>, and licensed under the Creative Commons Attribution-NonCommercial 4.0 International License (CC BY-NC 4.0), <https://creativecommons.org/licenses/by-nc/4.0/>.

The Illustrative Mathematics name and logo are not subject to the Creative Commons license and may not be used without the prior and express written consent of Illustrative Mathematics.

This book includes public domain images or openly licensed images that are copyrighted by their respective owners. Openly licensed images remain under the terms of their respective licenses. See the image attribution section for more information.

The Kendall Hunt name, logo, and cover artwork are not subject to the Creative Commons license and may not be used without the prior and express written consent of Kendall Hunt.

ISBN 9798385167777

K5_vII

20240302



GRADE 5

UNIT

7

Teacher Resource Copy
Masters

LESSON BLACKLINE MASTERS


| address | title | students per copy | written on? | requires cutting? | card stock recommended? | color paper recommended? | used multiple times? | used as a center material? |
|---------------------------|--|-------------------|-------------|-------------------|-------------------------|--------------------------|----------------------|----------------------------|
| Activity Grades.7.1.1 | Can You Draw It Stage 6 Recording Sheet | 1 | yes | no | no | no | no | no |
| Activity Grades.7.1.1 | Can You Draw It Stage 6 Shape Cards | 1 | no | yes | no | no | yes | yes |
| Activity Grades.7.2.1 | What's the Point Cards | 2 | no | yes | no | no | no | no |
| Activity Grades.7.4.1 | Which One Stage 7 Gameboard | 2 | no | no | no | no | no | yes |
| Activity Grades.7.4.2 | Quadrilateral Cards Grade 5 | 2 | no | yes | no | no | yes | yes |
| Activity Grades.7.7.1 | Quadrilateral Clues | 2 | no | yes | no | no | no | no |
| Activity Grades.7.8.1 | Triangle Cards Grade 5 | 2 | no | yes | no | no | yes | yes |
| Activity Grades.7.14.1 | Plan a Copy Handout | 1 | yes | no | no | no | no | no |

Directions:

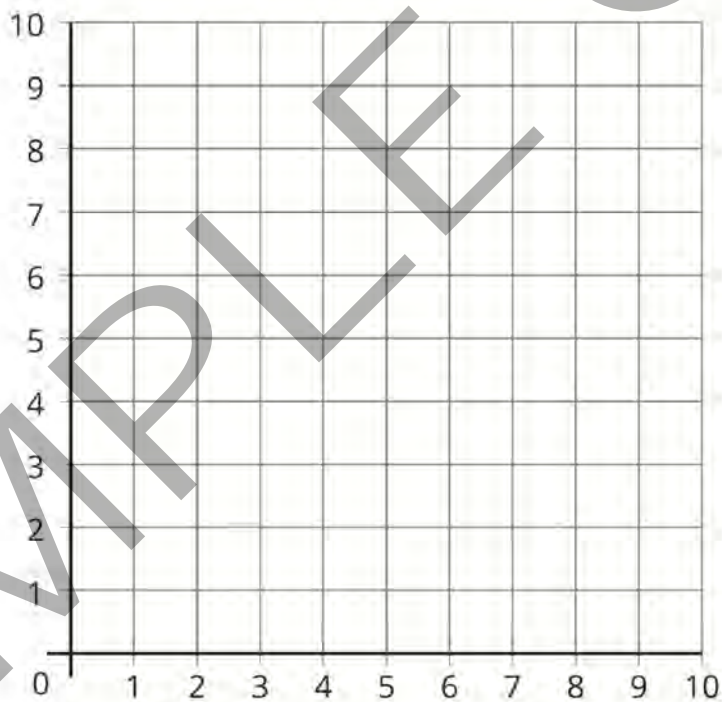
- Organize the cards into 3 sets and use 1 set for each round:
 - Round 1: Shapes not on a grid
 - Round 2: Shapes on a grid without numbers
 - Round 3: Shapes on a numbered grid
- Partner A: Choose a card for Round 1. Describe the shape to your partner without showing it.
- Partner B:
 - Draw the shape your partner describes.
 - Earn 2 points if your shape exactly matches the card Partner A described.
 - Earn 1 point if it doesn't match exactly but matches the clue given.
- Switch roles and repeat to finish Round 1.
- Take turns. The partner with the highest score at the end of 3 rounds wins.

| round | drawing | points |
|-------|---------|--------|
| 1 | | |

2



3



Can You Draw It Stage 6



Can You Draw It Stage 6



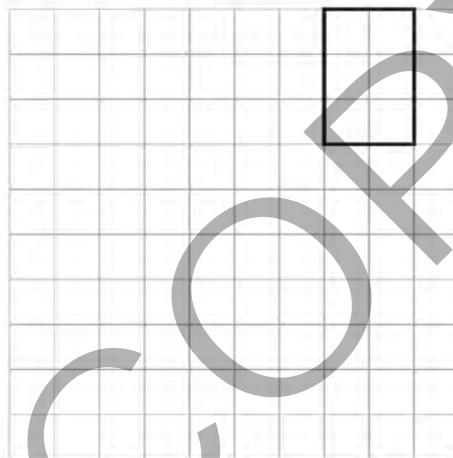
Can You Draw It Stage 6



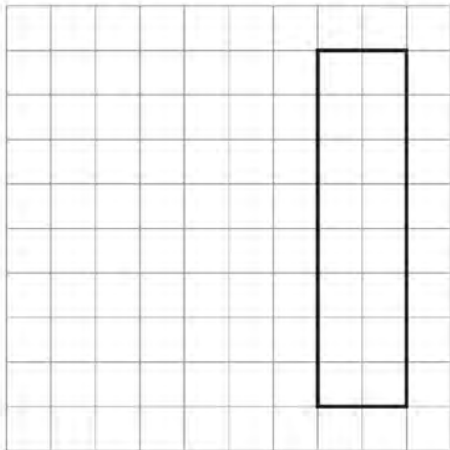
Can You Draw It Stage 6



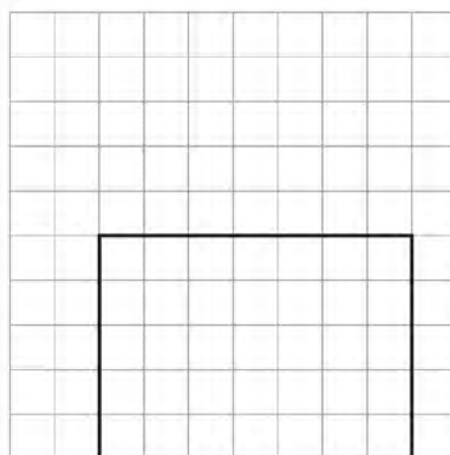
Can You Draw It Stage 6



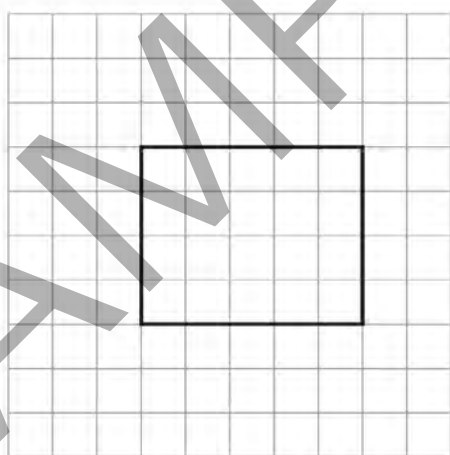
Can You Draw It Stage 6



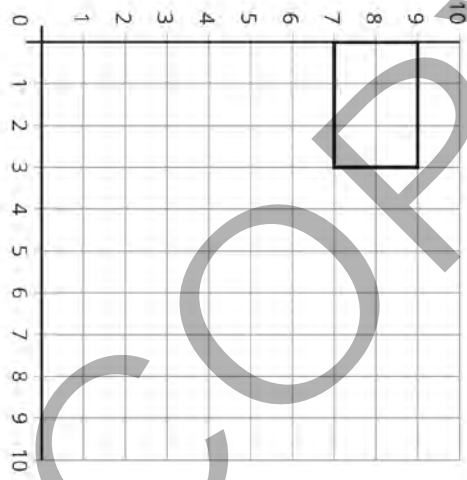
Can You Draw It Stage 6



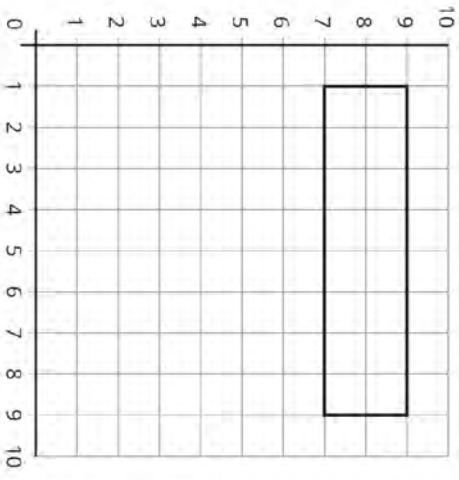
Can You Draw It Stage 6



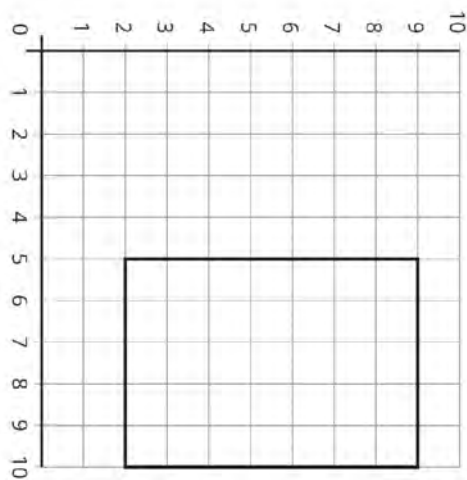
Can You Draw It Stage 6



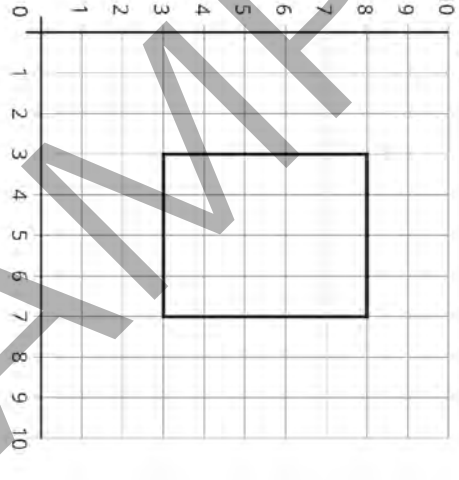
Can You Draw It Stage 6



Can You Draw It Stage 6

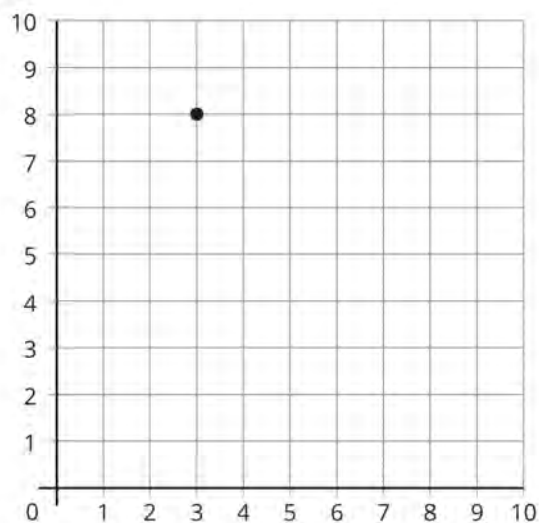


Can You Draw It Stage 6



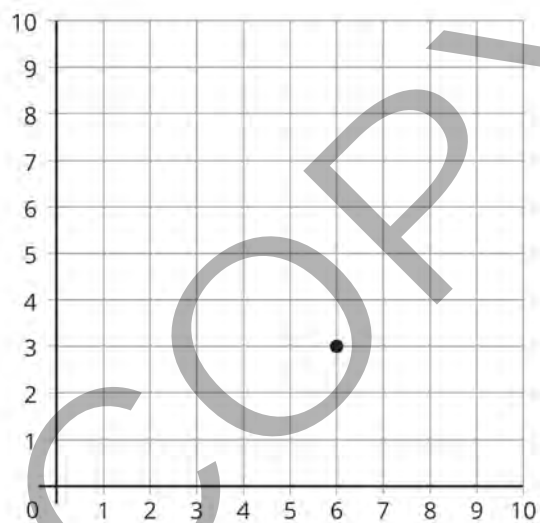
What's the Point?

A



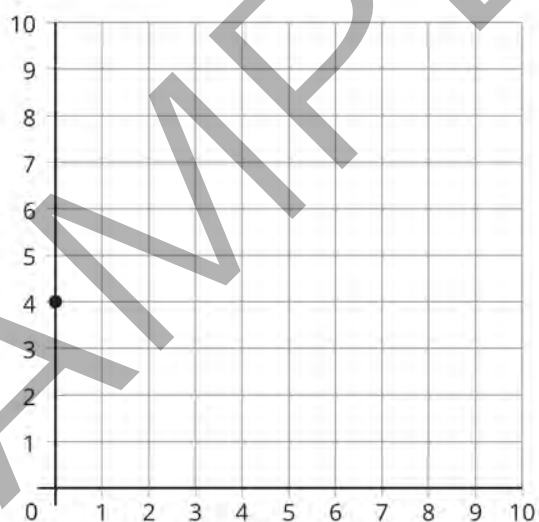
What's the Point?

B



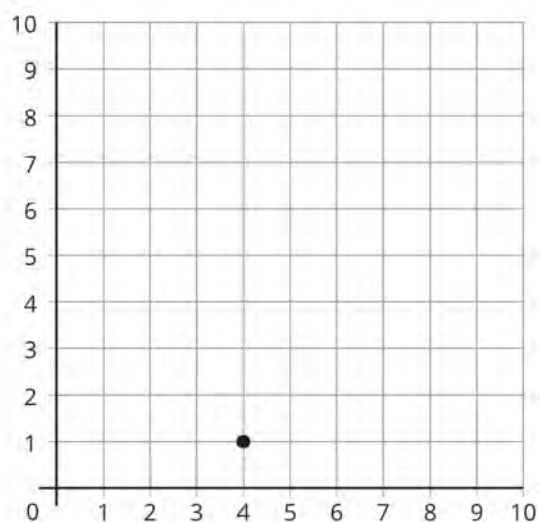
What's the Point?

C



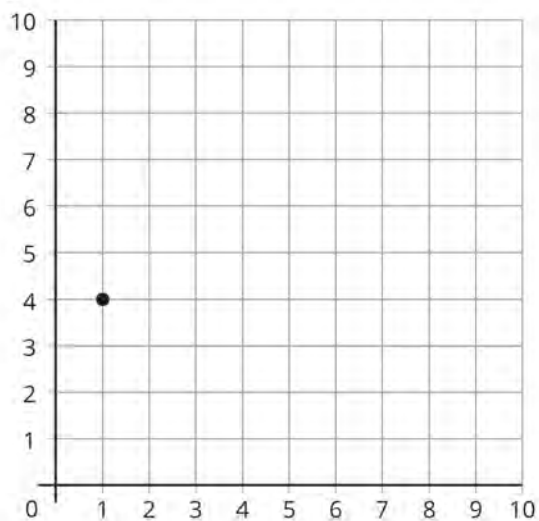
What's the Point?

D



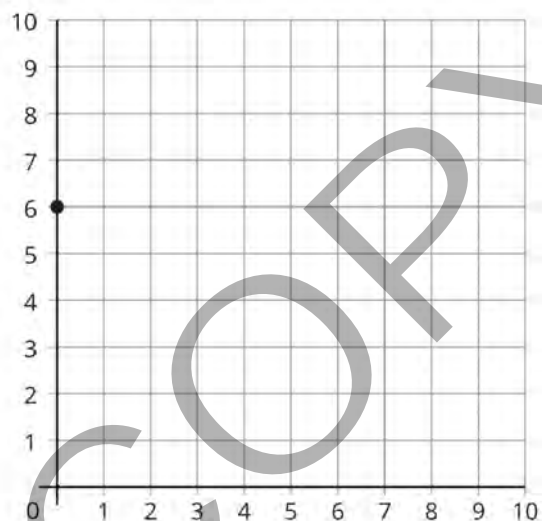
What's the Point?

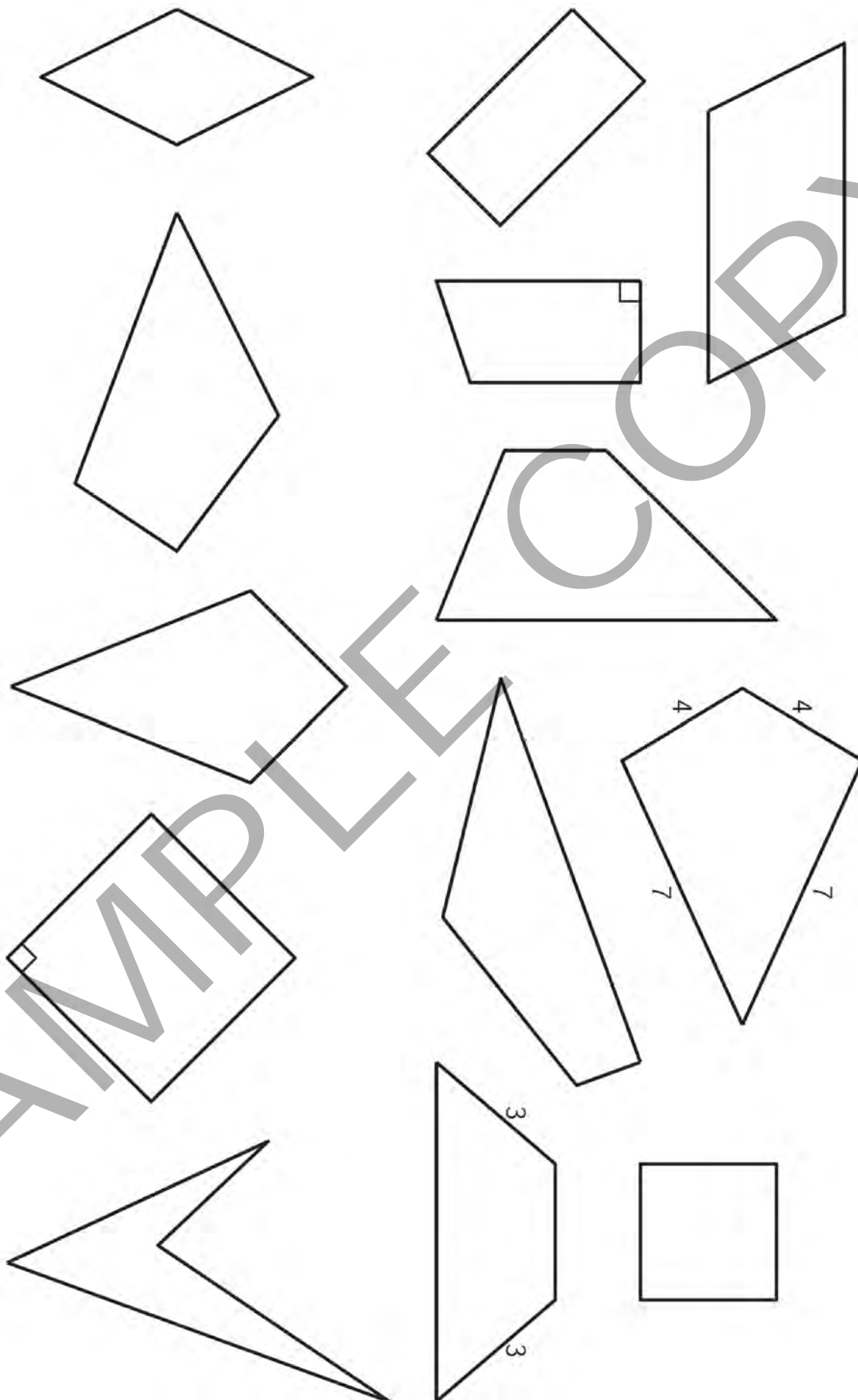
E




What's the Point?

F

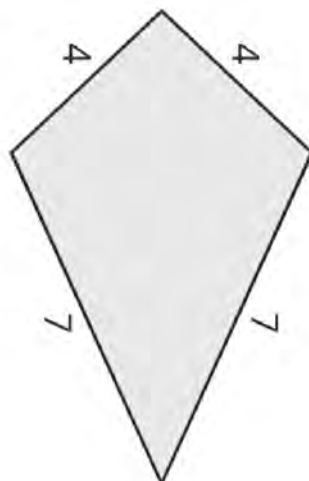





Quadrilateral Cards Grade 5



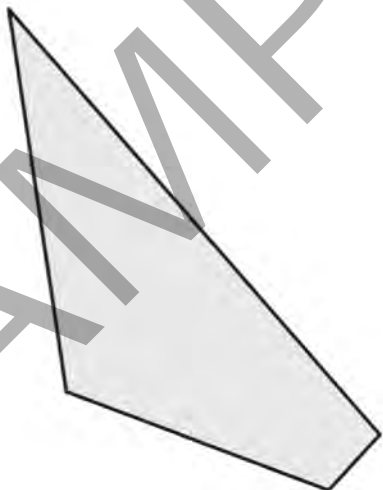
Quadrilateral Cards Grade 5



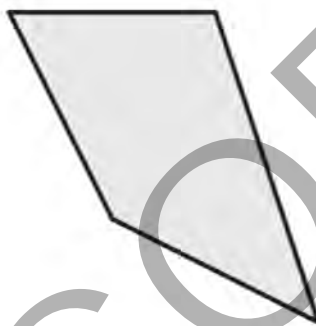
Quadrilateral Cards Grade 5



Quadrilateral Cards Grade 5



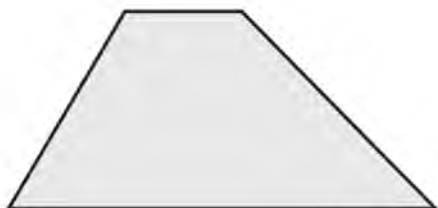
Quadrilateral Cards Grade 5



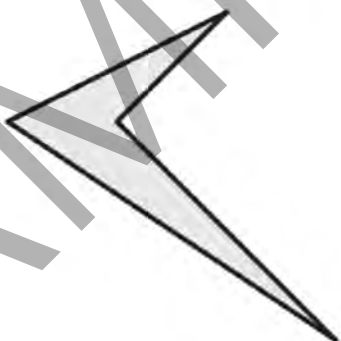
Quadrilateral Cards Grade 5



Quadrilateral Cards Grade 5



Quadrilateral Cards Grade 5




Quadrilateral Cards Grade 5




Quadrilateral Cards Grade 5



Quadrilateral Cards Grade 5



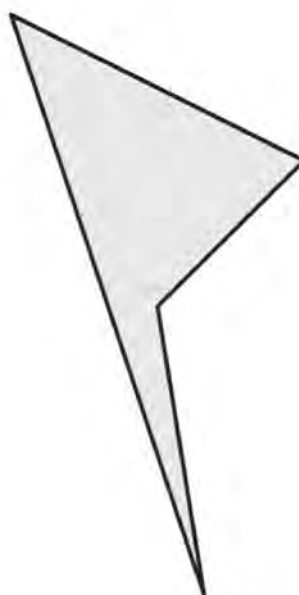
Quadrilateral Cards Grade 5



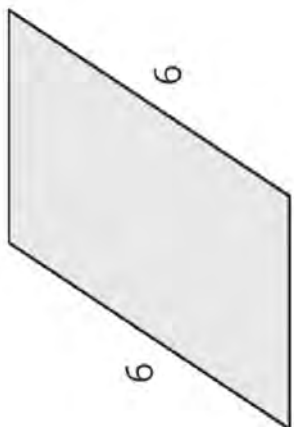
Quadrilateral Cards Grade 5



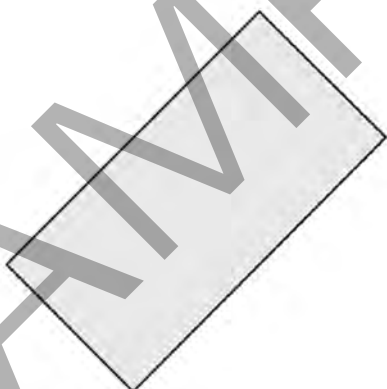
Quadrilateral Cards Grade 5



Quadrilateral Cards Grade 5

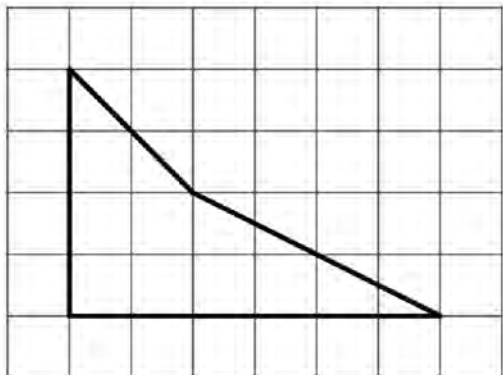


Quadrilateral Cards Grade 5



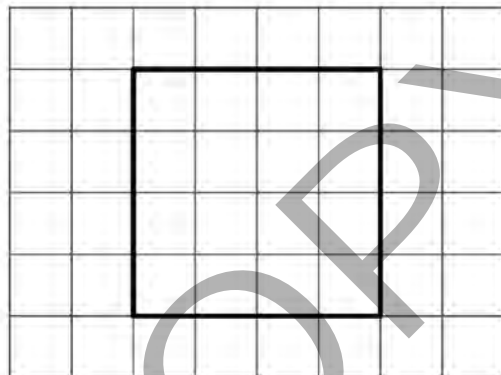
Quadrilateral Clues

A



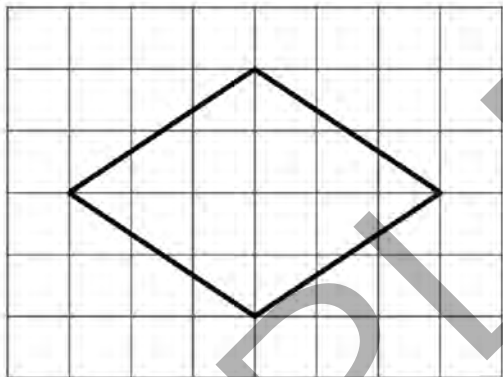
Quadrilateral Clues

B



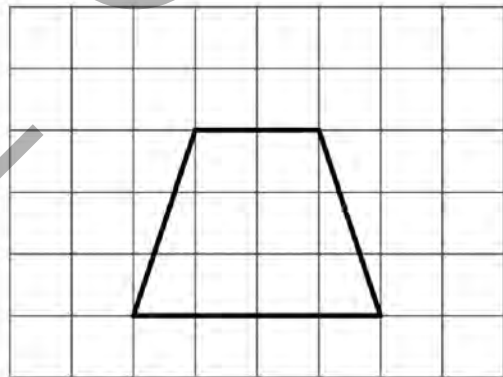
Quadrilateral Clues

C



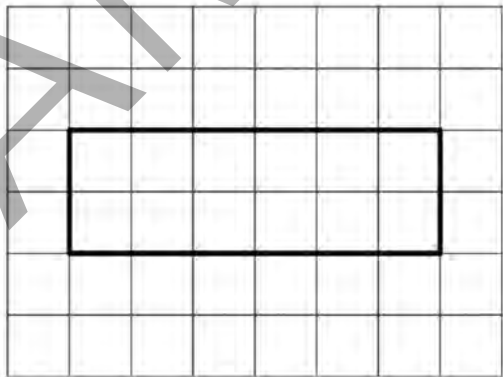
Quadrilateral Clues

D



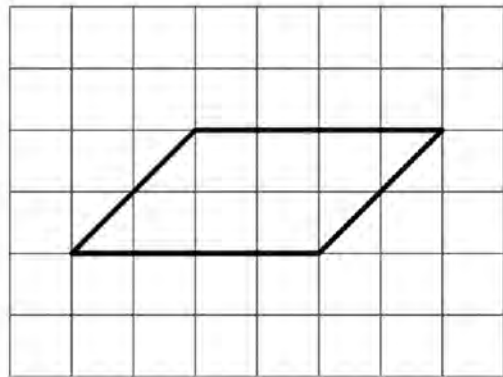
Quadrilateral Clues

E




Quadrilateral Clues

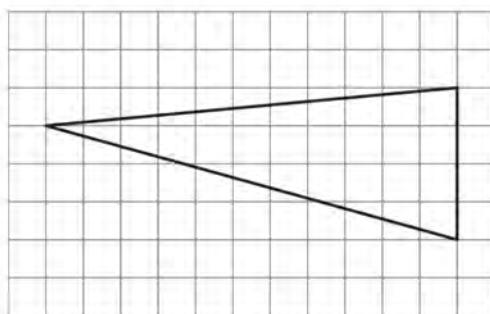
F



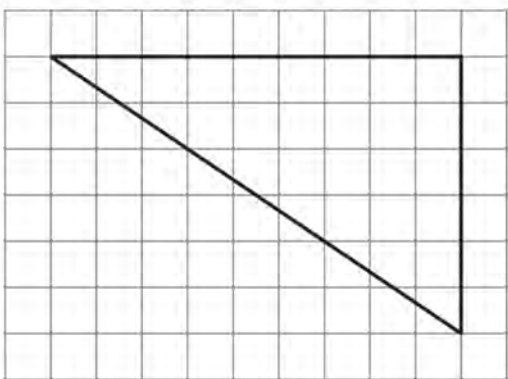
Triangle Cards Grade 5
A




Triangle Cards Grade 5
B



Triangle Cards Grade 5
C



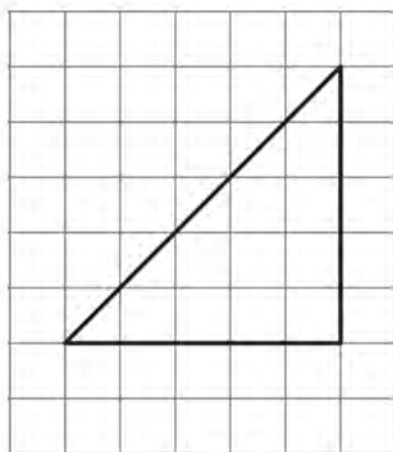
Triangle Cards Grade 5
D



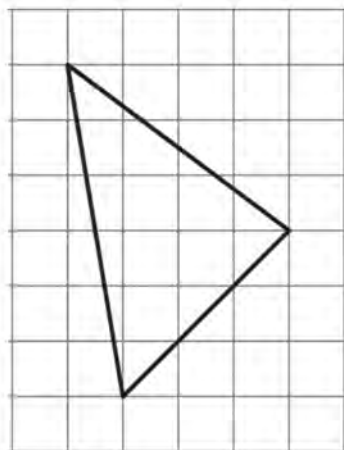
Triangle Cards Grade 5
E



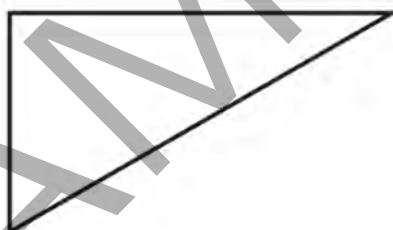
Triangle Cards Grade 5
F




Triangle Cards Grade 5
G



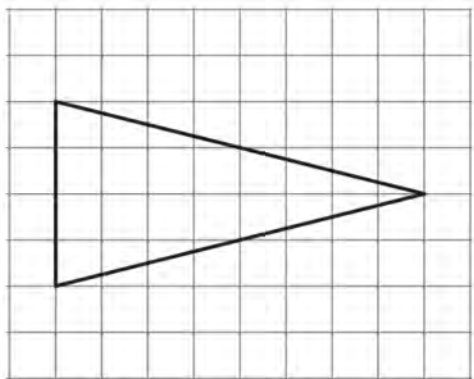
Triangle Cards Grade 5
H



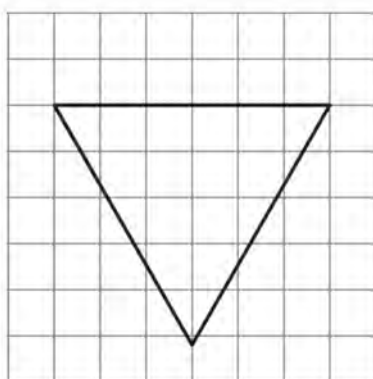
Triangle Cards Grade 5
I



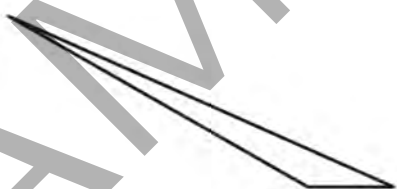
Triangle Cards Grade 5
K


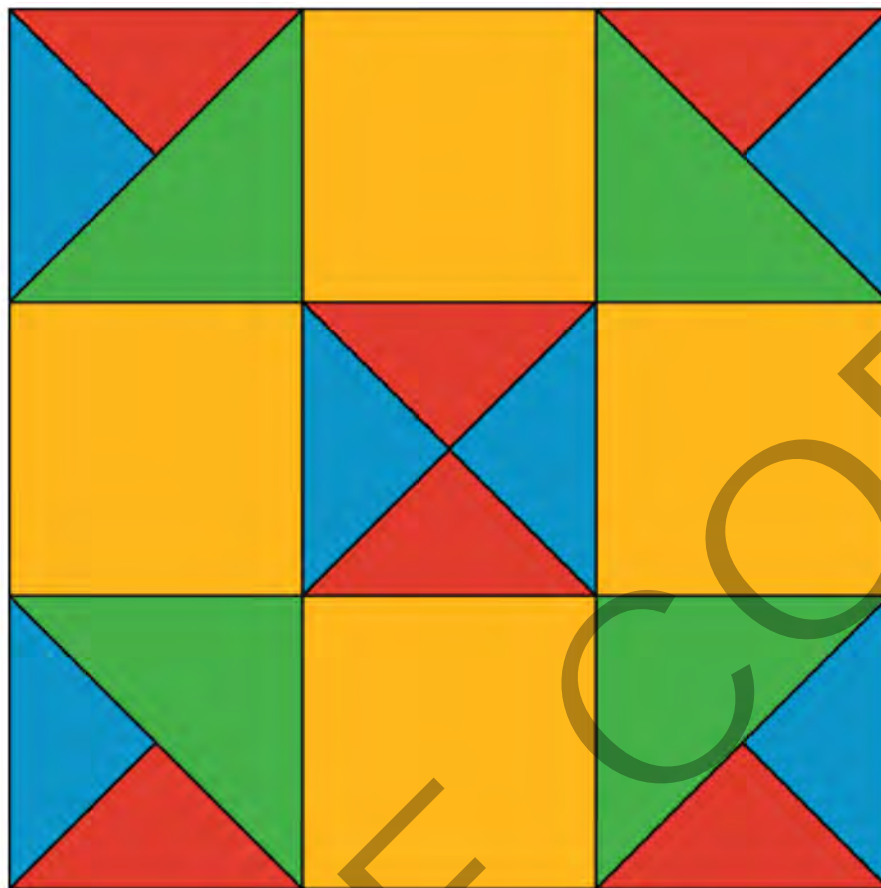



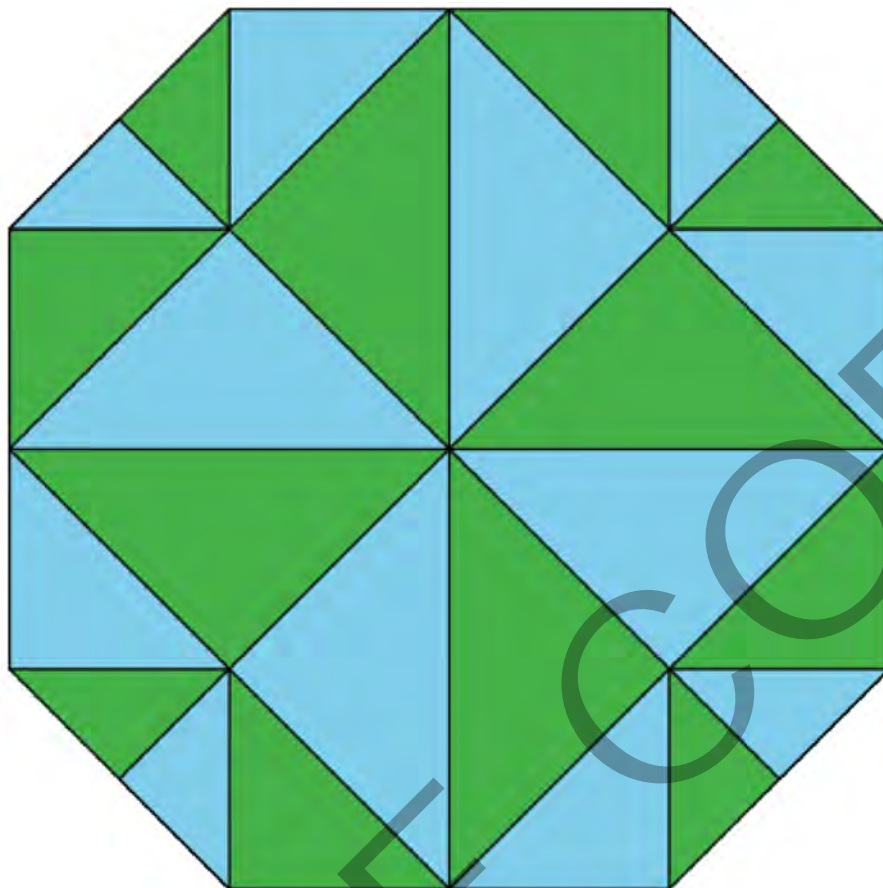
Triangle Cards Grade 5
J



Triangle Cards Grade 5
L









GRADE 5

UNIT

8

Teacher Resource Copy
Masters

LESSON BLACKLINE MASTERS

| address | title | students per copy | written on? | requires cutting? | card stock recommended? | color paper recommended? | used multiple times? | used as a center material? |
|---------------------------|--|----------------------|----------------|----------------------|----------------------------|-----------------------------|----------------------------|----------------------------------|
| Activity Grade5.8.18.1 | Which Three Go Together Design Shape Cards | 2 | no | yes | no | no | no | no |

