

IMKH California



GRADE 8

Teacher Resource Copy
Masters

UNITS 1-3



Kendall Hunt

Book 1

Certified by Illustrative Mathematics®

© 2025 Illustrative Mathematics, <https://www.illustrativemathematics.org/>, and licensed under the Creative Commons Attribution-NonCommercial 4.0 International License (CC BY-NC 4.0), <https://creativecommons.org/licenses/by-nc/4.0/>.

The Illustrative Mathematics name and logo are not subject to the Creative Commons license and may not be used without the prior and express written consent of Illustrative Mathematics.

This book includes public domain images or openly licensed images that are copyrighted by their respective owners. Openly licensed images remain under the terms of their respective licenses. See the image attribution section for more information.

The Kendall Hunt name, logo, and cover artwork are not subject to the Creative Commons license and may not be used without the prior and express written consent of Kendall Hunt.

ISBN 979-8-3851-7611-3

K5_vII

20240302

 GRADE 8

UNIT

1

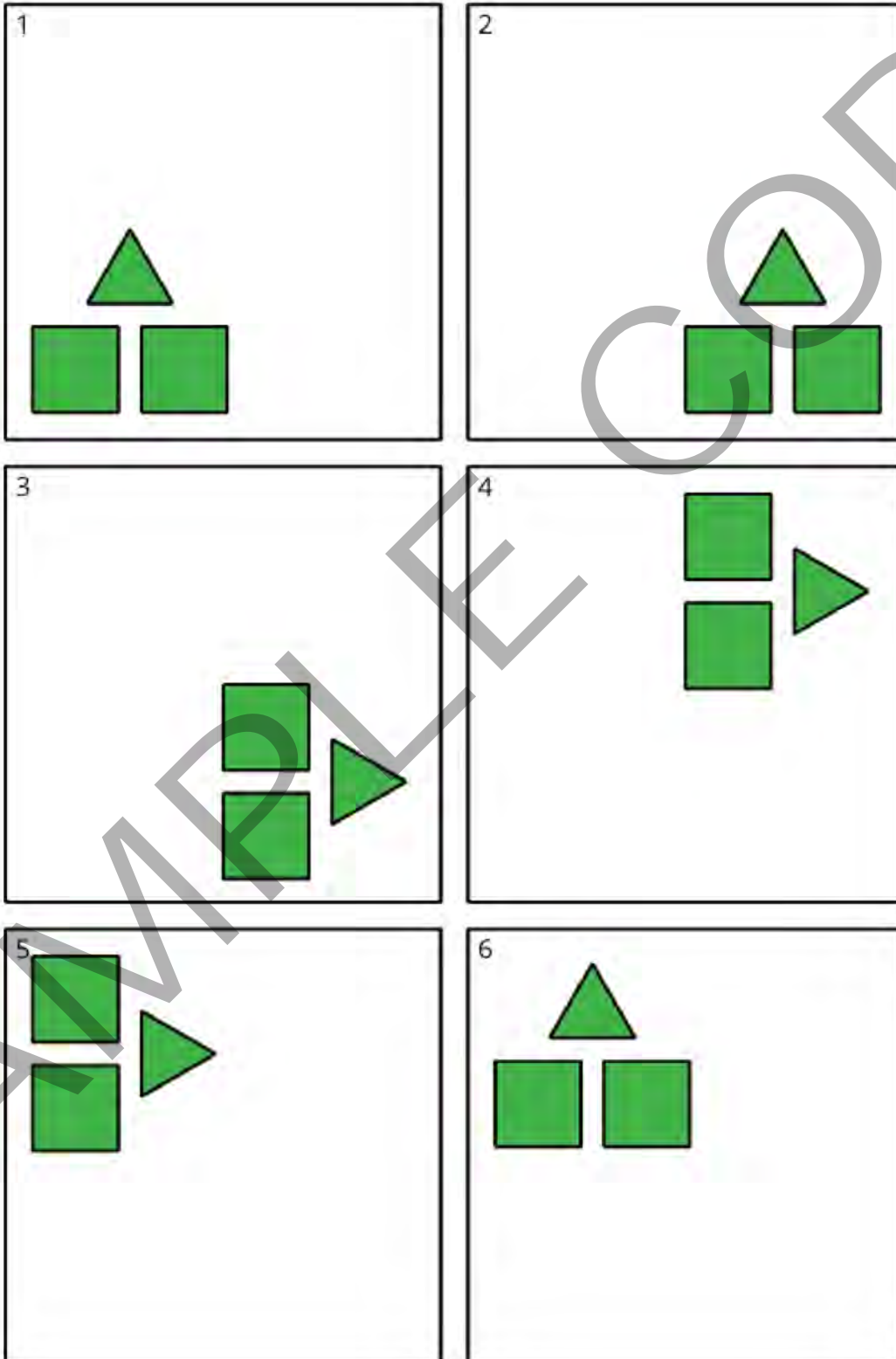
Teacher Resource Copy
Masters

LESSON BLACKLINE MASTERS

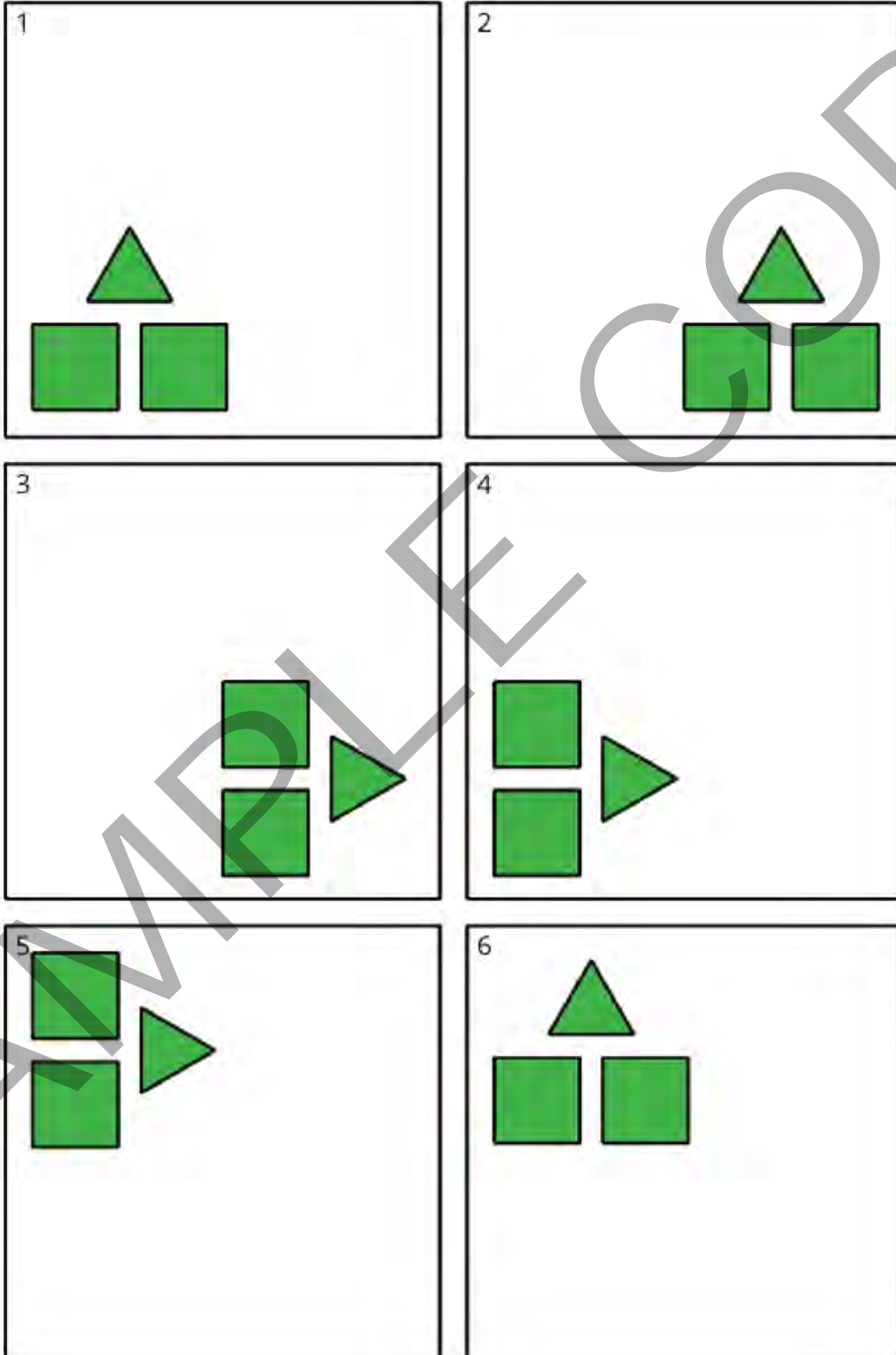
address	title	students per copy	written on?	requires cutting?	card stock recommended?	color paper recommended?	used multiple times?	used as a center material?
Activity Grade8.1.1.1	6-12 Blank Math Community Chart	30	no	no	no	no	no	no
Activity Grade8.1.1.2	Triangle Square Dance Handout	2	no	no	no	no	no	no
Activity Grade8.1.2.3	Move Cards	3	no	yes	yes	no	no	no
Activity Grade8.1.4.2	Make that Move Cards	2	no	yes	no	no	no	no
Activity Grade8.1.6.2	Transformation Information Cards	2	no	yes	no	no	no	no
Activity Grade8.1.15.2	Find All Three Cards	15	no	yes	yes	no	no	no
Activity Grade8.1.15.3	Tear it Up Handout	4	yes	no	no	no	no	no
Activity Grade8.1.17.1	Deducing Angle Measures Handout	2	no	yes	yes	no	no	no

Math Community	
Doing Math	Norms
Students	Students
Looks like / Sounds like	
Teacher	Teacher
Looks like / Sounds like	

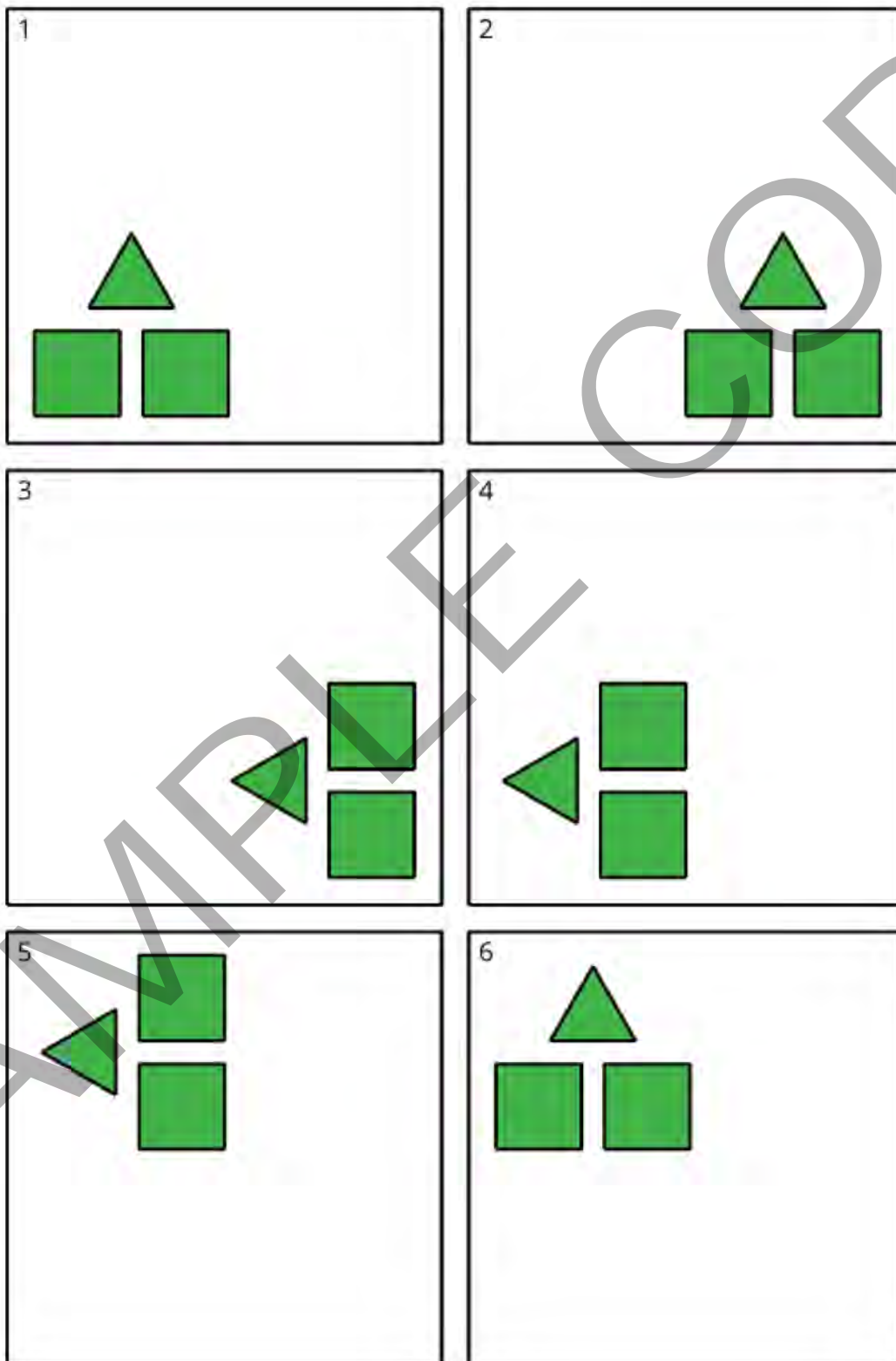
A

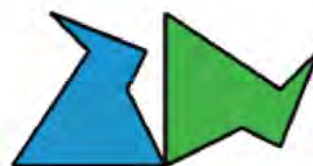


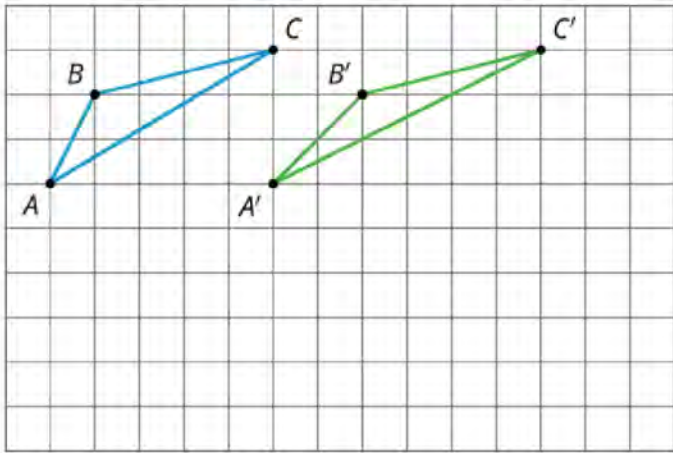
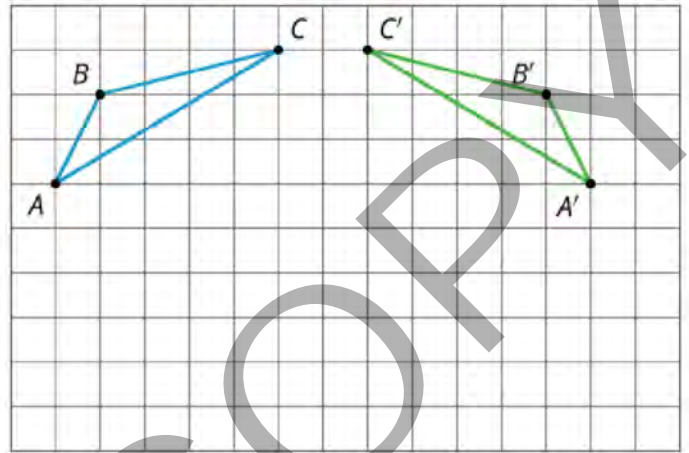
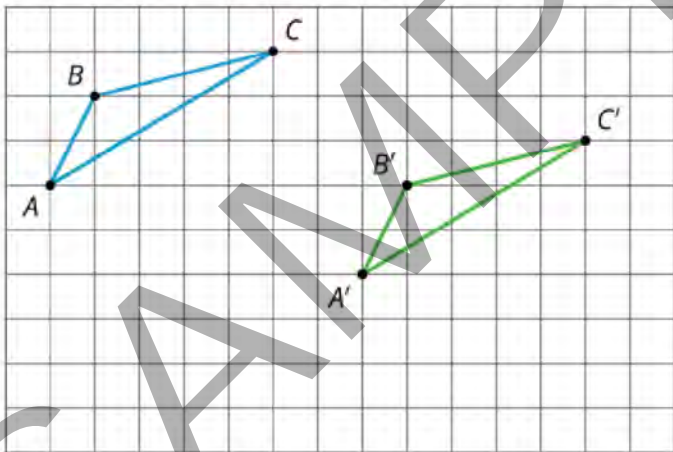
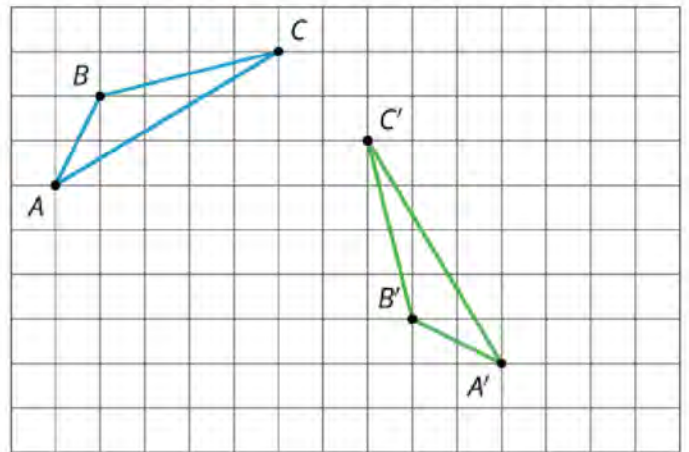
B



C

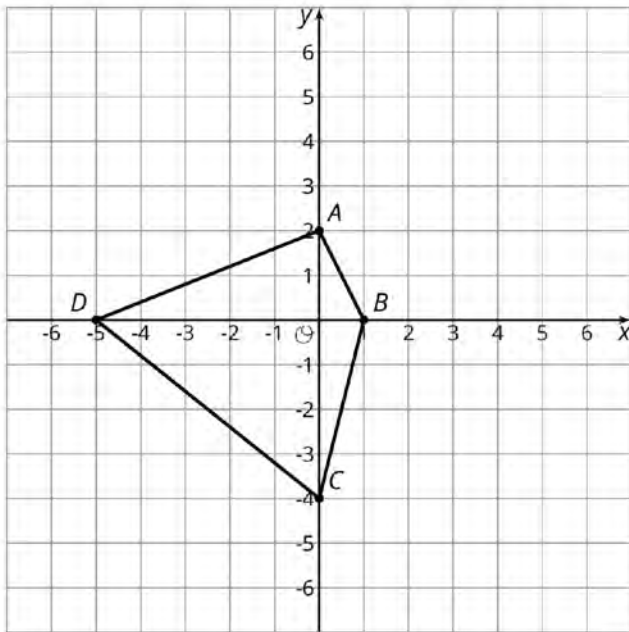


Card Sort: Move
1Card Sort: Move
2Card Sort: Move
3Card Sort: Move
4Card Sort: Move
5Card Sort: Move
6Card Sort: Move
7Card Sort: Move
8Card Sort: Move
9Card Sort: Move
10Card Sort: Move
11Card Sort: Move
12

Make That Move
1AMake That Move
1BMake That Move
2AMake That Move
2B

Info Gap: Transformation Information

Problem Card 1



Polygon $A'B'C'D'$ is the image of $ABCD$ after some transformations.

Find $A'B'C'D'$.

Info Gap: Transformation Information

Data Card 1

Translation: 2 units up and 3 units to the right

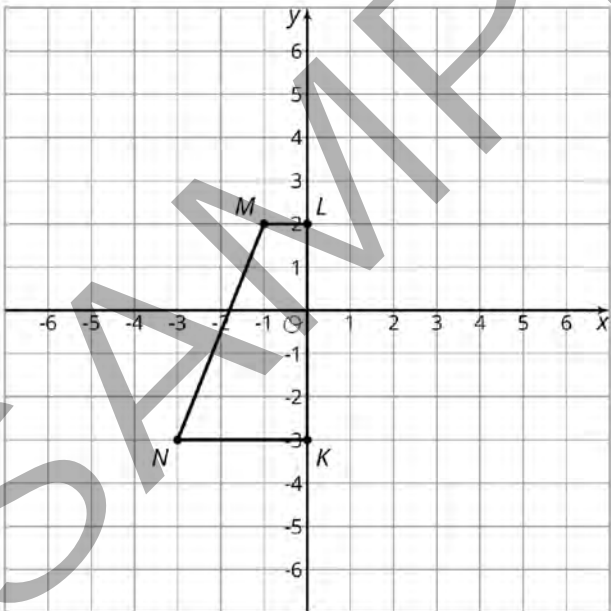
Rotation: none

Reflection: over x-axis

Order of Transformations: Translation first and then reflection

Info Gap: Transformation Information

Problem Card 2



Polygon $K'L'M'N'$ is the image of $KLMN$ after some transformations.

Find $K'L'M'N'$.

Info Gap: Transformation Information

Data Card 2

Translation: 1 unit left and 3 units down

Rotation: 90 degrees

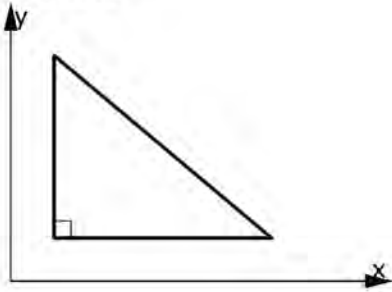
Direction of rotation: clockwise

Center of rotation: (0,0)

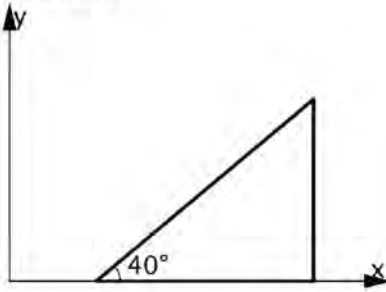
Reflection: none

Order of transformations: Rotation first and then translation

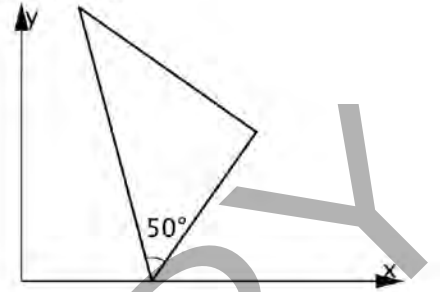
Find All Three



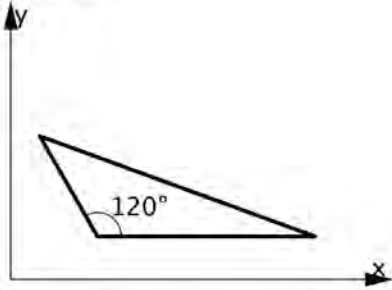
Find All Three



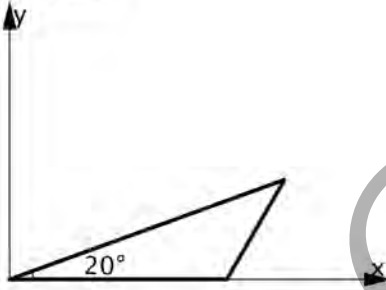
Find All Three



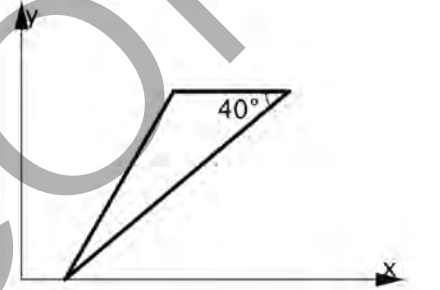
Find All Three



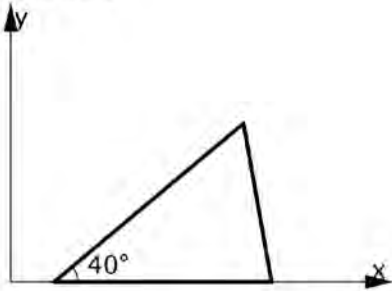
Find All Three



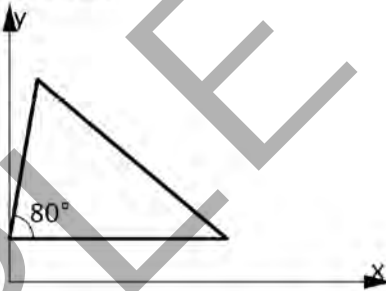
Find All Three



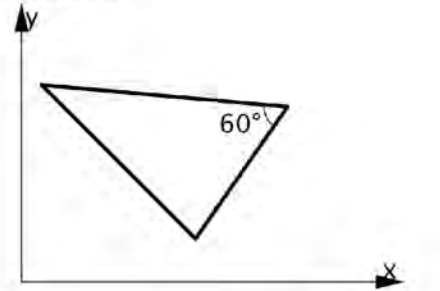
Find All Three



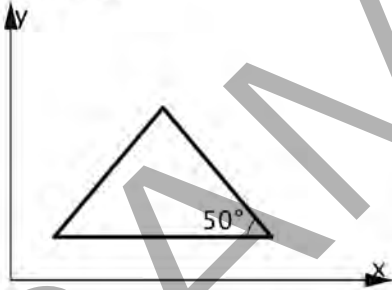
Find All Three



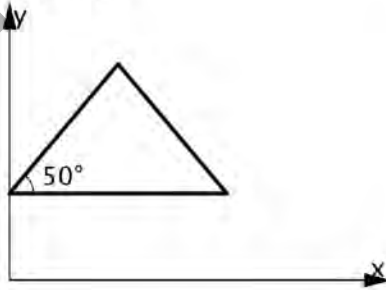
Find All Three



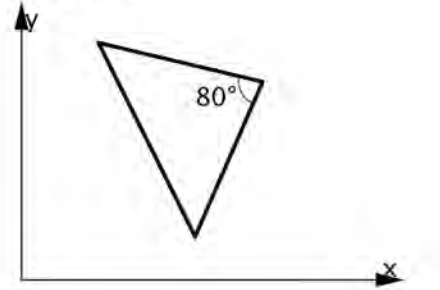
Find All Three



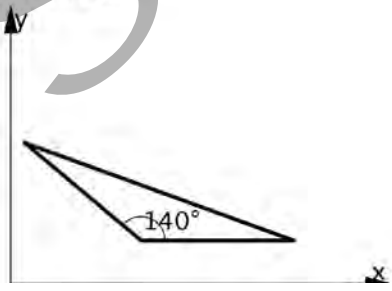
Find All Three



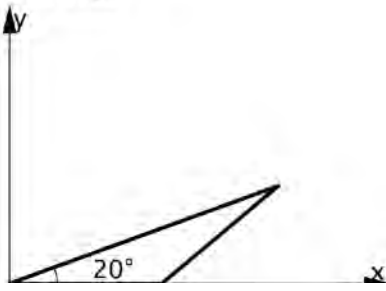
Find All Three



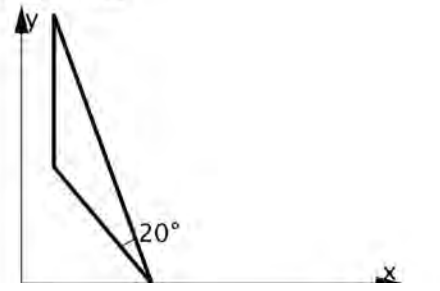
Find All Three

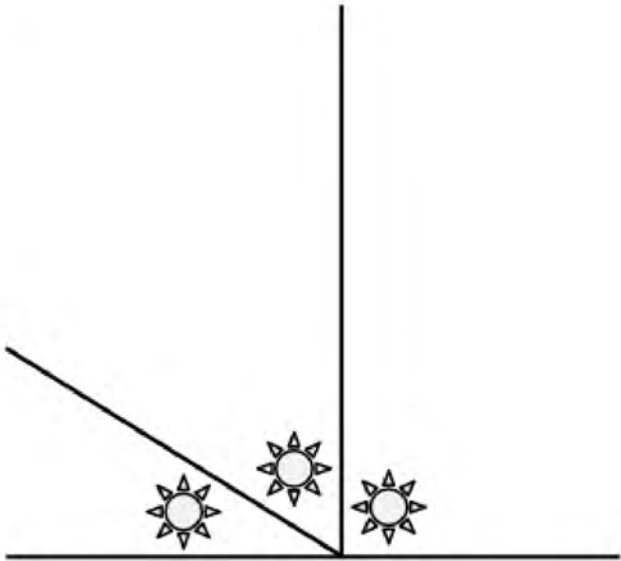

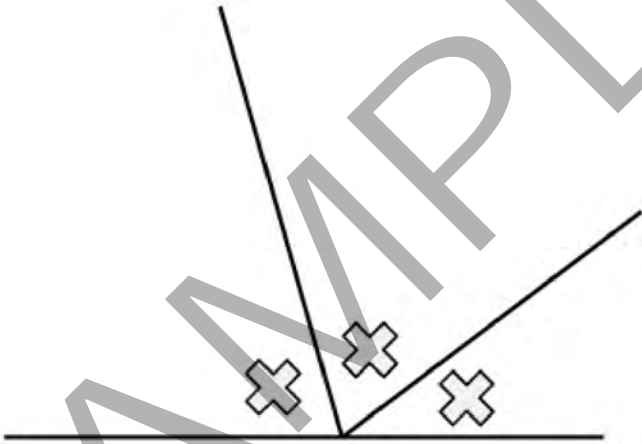



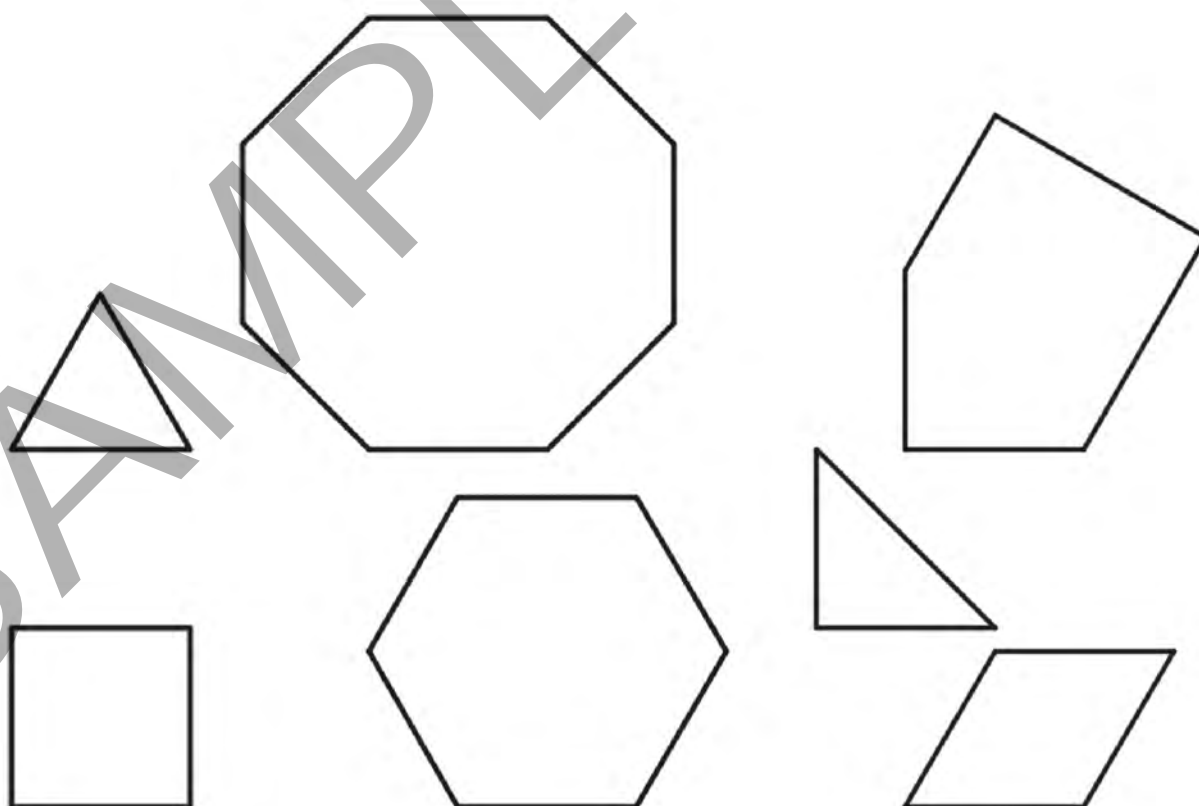
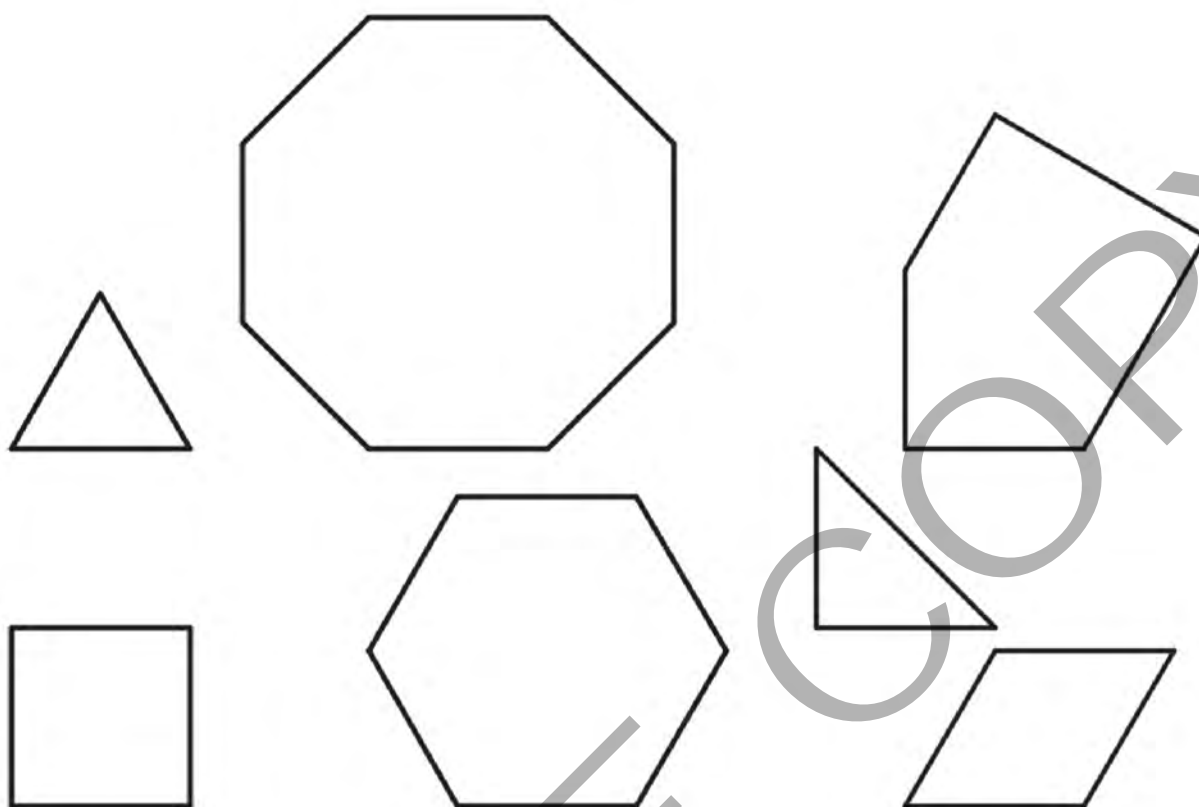
Find All Three



Find All Three



	
	<p>Use a straightedge to create three of your own angles</p> 





GRADE 8

UNIT

2

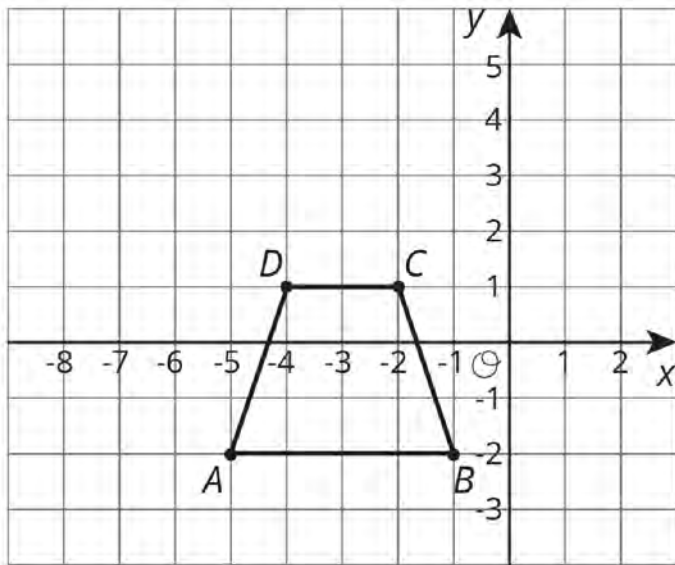
Teacher Resource Copy
Masters

LESSON BLACKLINE MASTERS

address	title	students per copy	written on?	requires cutting?	card stock recommended?	color paper recommended?	used multiple times?	used as a center material?
Activity Grade8.2.4.3	Matching Dilations on a Coordinate Plane Cards	2	yes	yes	no	no	no	no
Activity Grade8.2.5.2	Dilations Cards	2	yes	yes	no	no	no	no
Activity Grade8.2.6.4	Methods for Translations and Dilations Cards	2	no	yes	no	no	no	no
Activity Grade8.2.7.3	Find Someone Similar Cards	10	no	yes	no	no	no	no
Activity Grade8.2.8.2	Making Pasta Angles and Triangles Cards	4	no	yes	no	no	no	no

Card Sort: Matching Dilations on a Coordinate Plane

1



Dilate the trapezoid using center $(-1, -2)$ and scale factor $\frac{3}{2}$

Card Sort: Matching Dilations on a Coordinate Plane

C

The polygon with vertices at:

$$A' = (-7, -2)$$

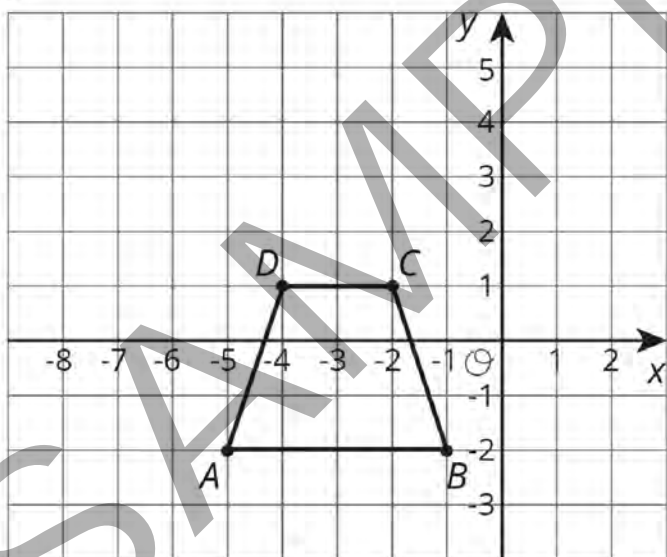
$$B' = (-1, -2)$$

$$C' = (-2\frac{1}{2}, 2\frac{1}{2})$$

$$D' = (-5\frac{1}{2}, 2\frac{1}{2})$$

Card Sort: Matching Dilations on a Coordinate Plane

2



Dilate the trapezoid using center $(-3, 4)$ and scale factor $\frac{1}{2}$.

Card Sort: Matching Dilations on a Coordinate Plane

A

The polygon with vertices at:

$$A' = (-4, 1)$$

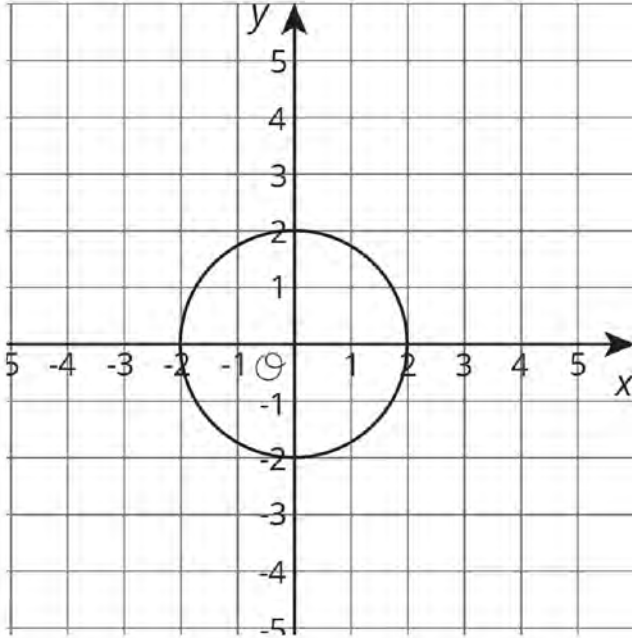
$$B' = (-2, 1)$$

$$C' = (-2\frac{1}{2}, 2\frac{1}{2})$$

$$D' = (-3\frac{1}{2}, 2\frac{1}{2})$$

Card Sort: Matching Dilations on a Coordinate Plane

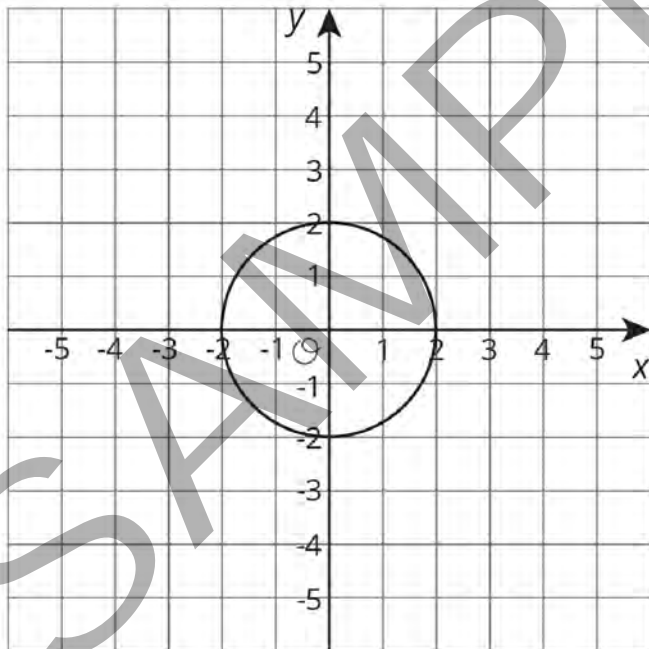
3



Dilate the circle using center $(0, 0)$ and scale factor 2.

Card Sort: Matching Dilations on a Coordinate Plane

4



Dilate the circle using center $(0, 0)$ and scale factor $\frac{1}{2}$.

Card Sort: Matching Dilations on a Coordinate Plane

B

The circle with center $(0, 0)$ and radius 4.

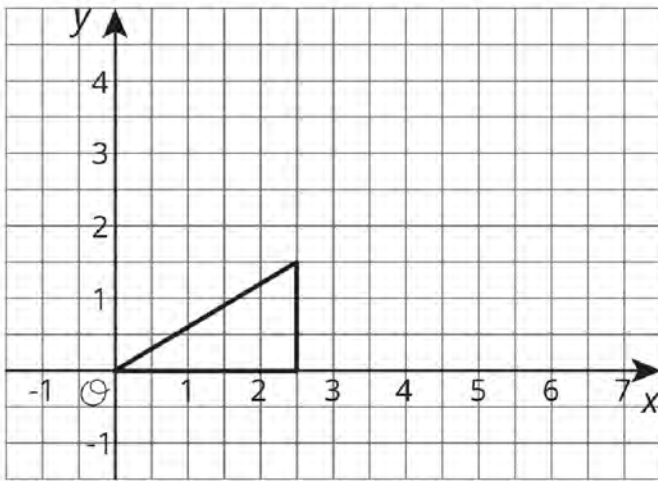
Card Sort: Matching Dilations on a Coordinate Plane

E

The circle with center $(0, 0)$ and radius 1.

Card Sort: Matching Dilations on a Coordinate Plane

5



Dilate the triangle using center $(0, 0)$ and scale factor 2.

Card Sort: Matching Dilations on a Coordinate Plane

D

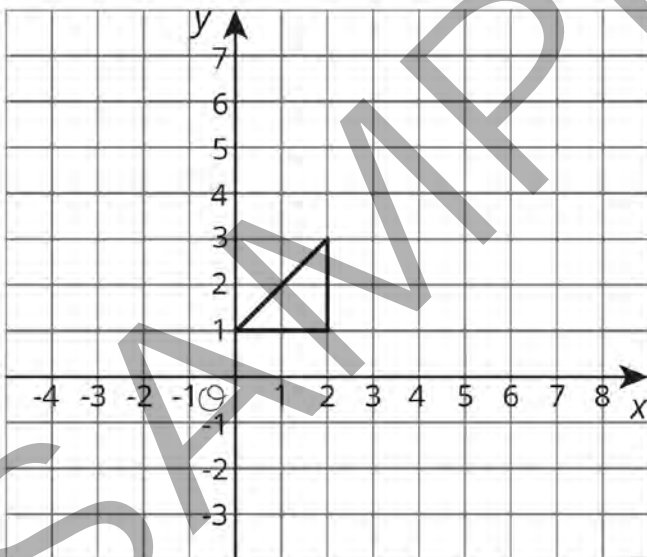
Card Sort: Matching Dilations on a Coordinate Plane

D

The polygon with vertices at $(2, 3)$, $(5, 3)$, and $(5, 6)$.

Card Sort: Matching Dilations on a Coordinate Plane

6



Dilate the triangle using center $(-4, -3)$ and scale factor 1.5.

This page includes an additional set of info gap cards to use as an optional demonstration.

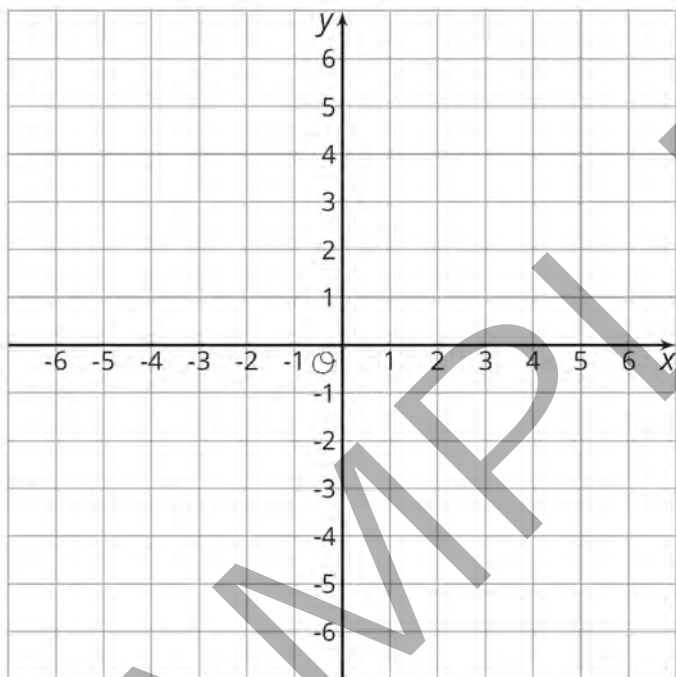
Cards for the student activity are located on the following page.

Info Gap: Dilations

Problem Card 0

Polygon JKL is dilated.

Draw the image of JKL under this dilation.

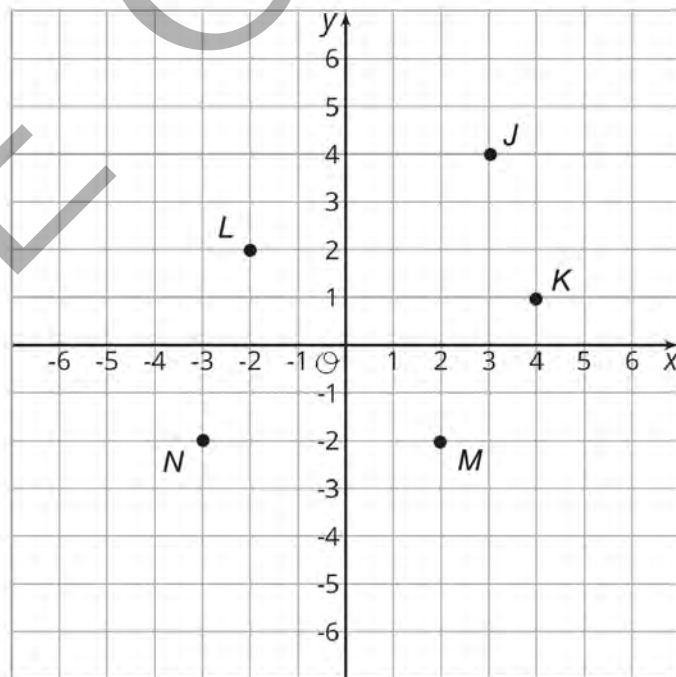


Info Gap: Dilations

Data Card 0

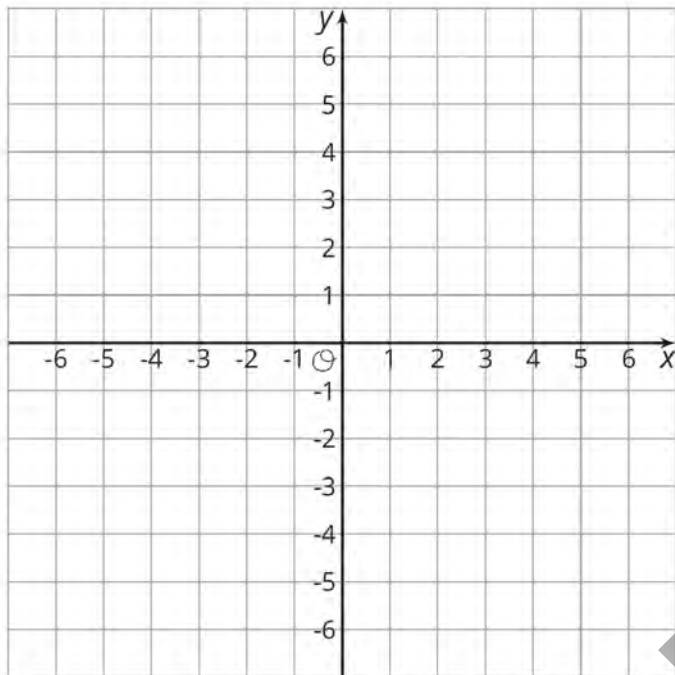
Center of Dilation: $(0, 0)$

Scale Factor: 2



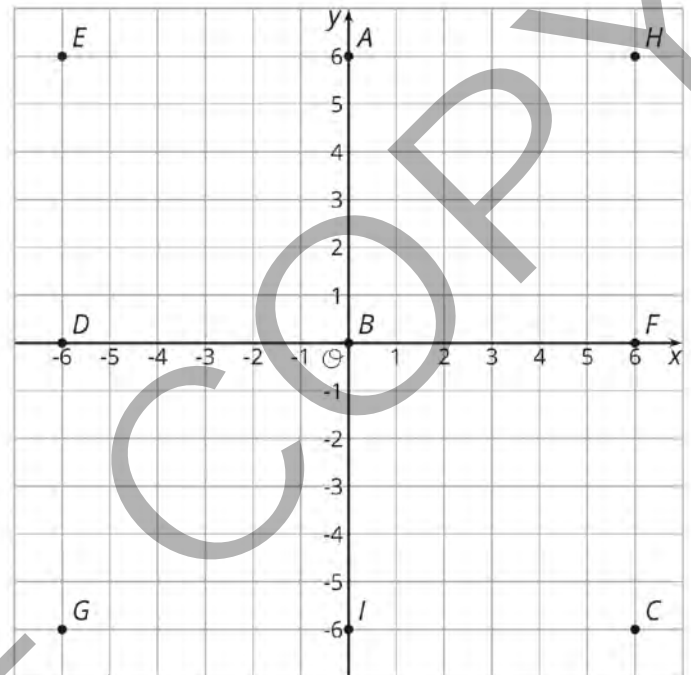
Info Gap: Dilations

Problem Card 1

Polygon $AFID$ is dilated.Draw the image of $AFID$ under this dilation.

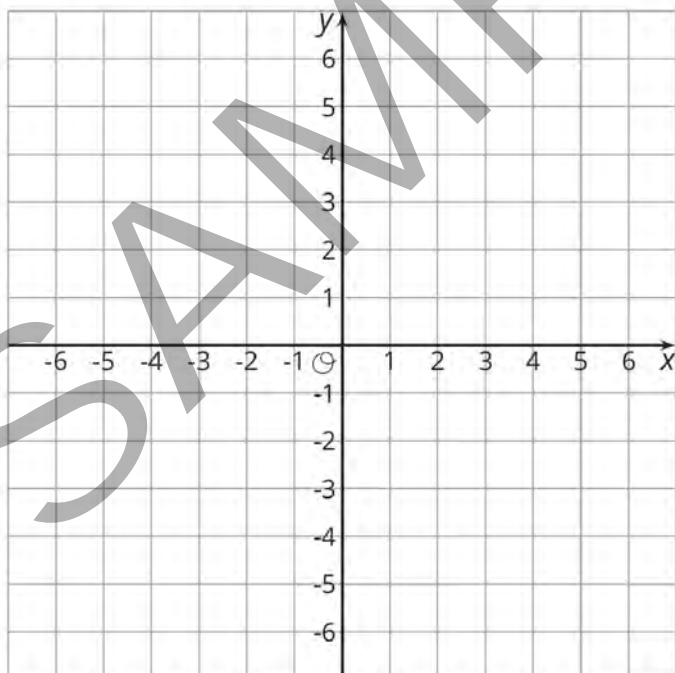
Info Gap: Dilations

Data Card 1

Center of Dilation: $(0, 0)$ Scale Factor: $\frac{1}{3}$ 

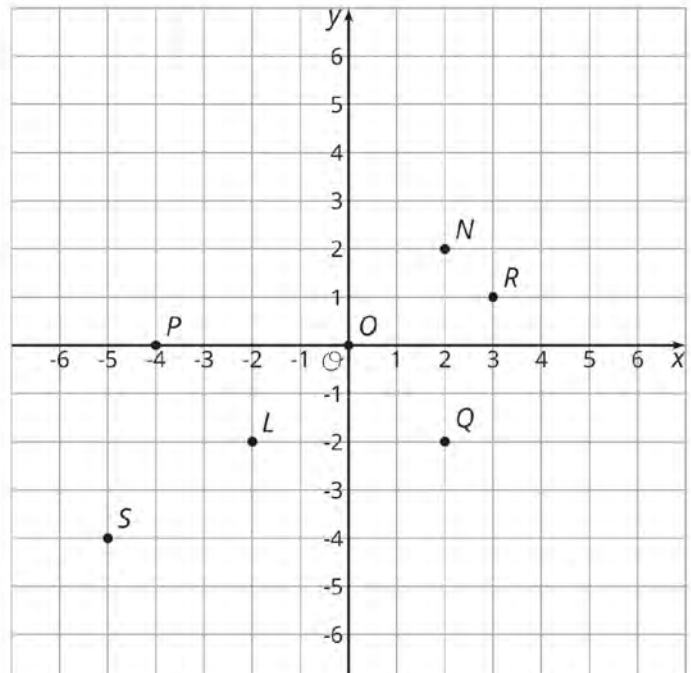
Info Gap: Dilations

Problem Card 2

Polygon $ONPQ$ is dilated.Draw the image of $ONPQ$ under this dilation.

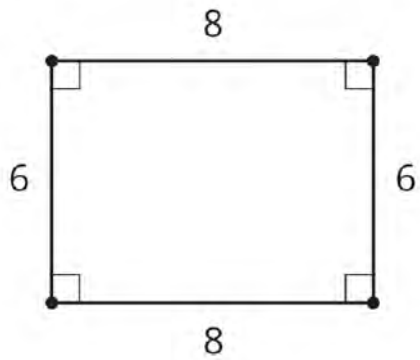
Info Gap: Dilations

Data Card 2

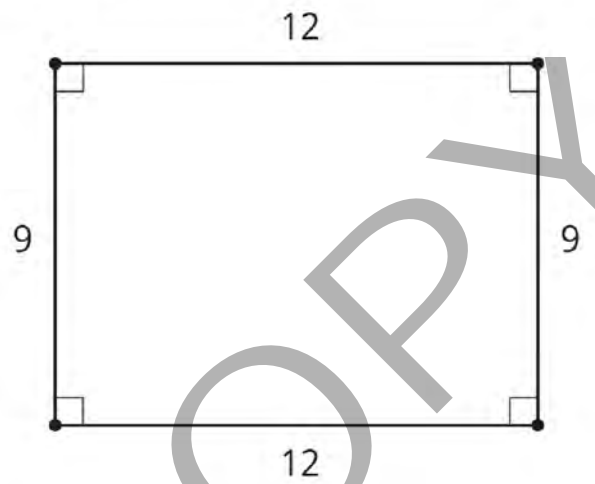
Center of Dilation: $(-4, 0)$ Scale Factor: $\frac{3}{2}$ 

Methods for Translations and Dilations Partner A Translate from A to D	Methods for Translations and Dilations Partner B Translate from D to A
Methods for Translations and Dilations Partner A Translate from P to D	Methods for Translations and Dilations Partner B Translate from D to P
Methods for Translations and Dilations Partner A Dilate using center A and scale factor 3	Methods for Translations and Dilations Partner B Dilate using center A and scale factor $\frac{1}{3}$
Methods for Translations and Dilations Partner A Dilate using center P and scale factor 3	Methods for Translations and Dilations Partner B Dilate using center D and scale factor $\frac{1}{3}$
Methods for Translations and Dilations Partner A Dilate using center D and scale factor 3	Methods for Translations and Dilations Partner B Dilate using center P and scale factor $\frac{1}{3}$

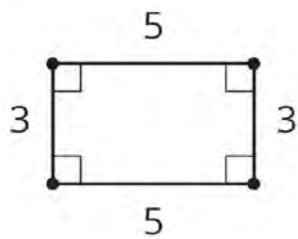
Find Someone Similar



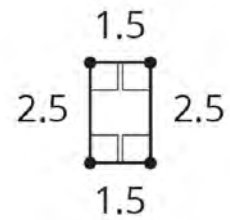
Find Someone Similar



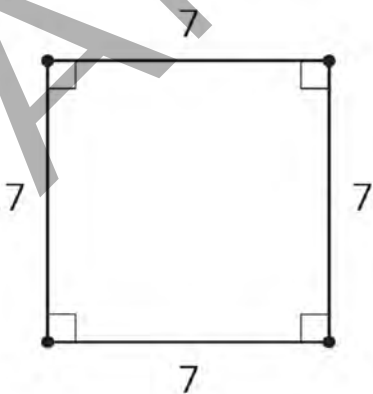
Find Someone Similar



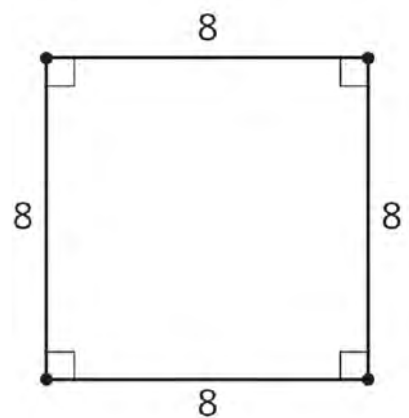
Find Someone Similar



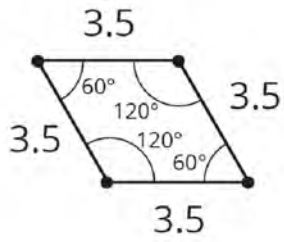
Find Someone Similar



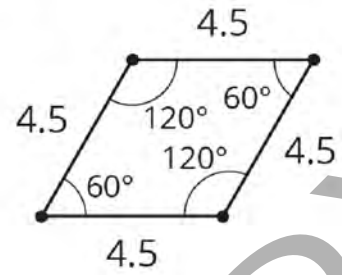
Find Someone Similar



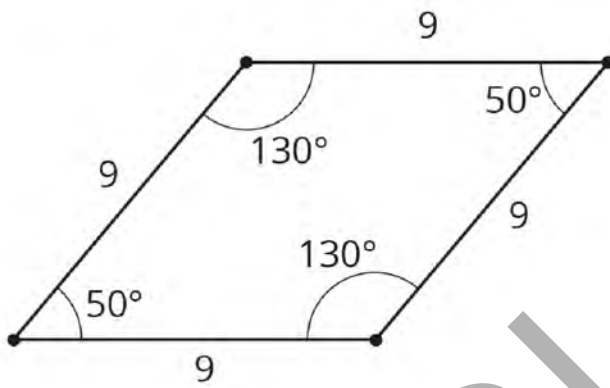
Find Someone Similar



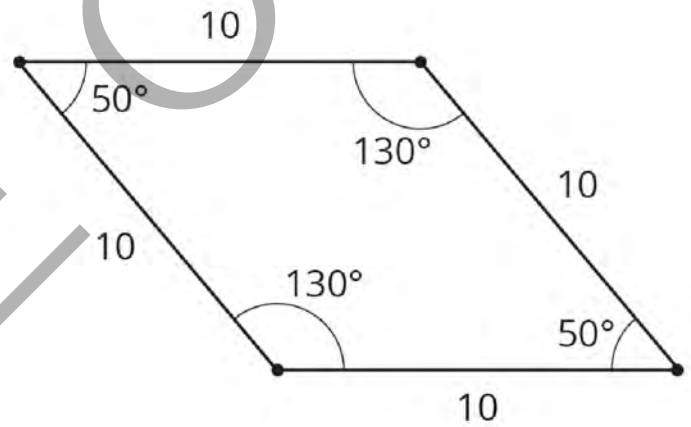
Find Someone Similar



Find Someone Similar



Find Someone Similar



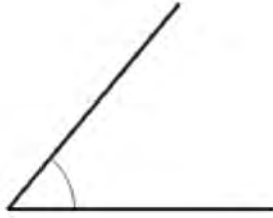
Making Pasta Angles and Triangles

A



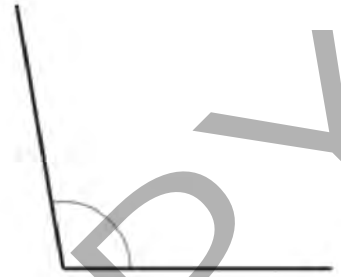
Making Pasta Angles and Triangles

B



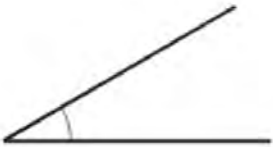
Making Pasta Angles and Triangles

C



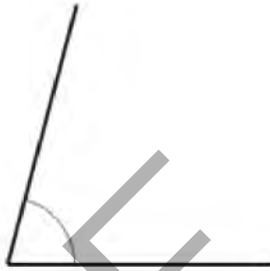
Making Pasta Angles and Triangles

A



Making Pasta Angles and Triangles

B




Making Pasta Angles and Triangles

C



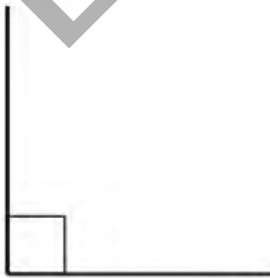
Making Pasta Angles and Triangles

A



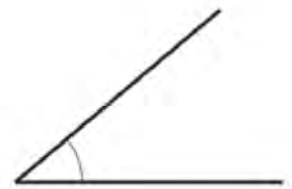
Making Pasta Angles and Triangles

B



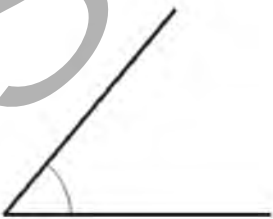
Making Pasta Angles and Triangles

C



Making Pasta Angles and Triangles

A



Making Pasta Angles and Triangles

B



Making Pasta Angles and Triangles

C

