

IMKH California



Kindergarten

Teacher Resource Copy
Masters

UNITS 3-4



Kendall Hunt

Book 2
Certified by Illustrative Mathematics®

© 2025 Illustrative Mathematics, <https://www.illustrativemathematics.org/>, and licensed under the Creative Commons Attribution-NonCommercial 4.0 International License (CC BY-NC 4.0), <https://creativecommons.org/licenses/by-nc/4.0/>.

The Illustrative Mathematics name and logo are not subject to the Creative Commons license and may not be used without the prior and express written consent of Illustrative Mathematics.

This book includes public domain images or openly licensed images that are copyrighted by their respective owners. Openly licensed images remain under the terms of their respective licenses. See the image attribution section for more information.

The Kendall Hunt name, logo, and cover artwork are not subject to the Creative Commons license and may not be used without the prior and express written consent of Kendall Hunt.

ISBN 9798385167531

K5_vII

20240302



KINDERGARTEN

UNIT

3

Teacher Resource Copy
Masters

LESSON BLACKLINE MASTERS


address	title	students per copy	written on?	requires cutting?	card stock recommended?	color paper recommended?	used multiple times?	used as a center material?
Activity Kindergarten.3.3.2	Alike and Different Cards	2	no	yes	no	no	yes	yes
Activity Kindergarten.3.3.3	Which One? Stage 1 Gameboard	2	no	no	no	no	yes	yes
Activity Kindergarten.3.5.2	Card Sort Triangles Cards	4	no	yes	no	no	yes	no
Activity Kindergarten.3.6.1	Card Sort Rectangles Cards	4	no	yes	no	no	yes	no
Activity Kindergarten.3.7.3	Build Shapes Stages 1 and 2 Gameboard	2	no	yes	no	no	yes	yes
Activity Kindergarten.3.10.1	Pattern Blocks Stage 4 Recording Sheets	1	yes	no	no	no	no	yes
Activity Kindergarten.3.10.2	Pattern Block Puzzles Mats	1	no	no	no	no	no	no

address	title	students per copy	written on?	requires cutting?	card stock recommended?	color paper recommended?	used multiple times?	used as a center material?
Activity Kindergarten.3.12.1	Pattern Blocks Stage 5 Mats	2	no	no	no	no	yes	yes
Activity Kindergarten.3.12.1	Pattern Blocks Stage 5 Recording Sheet	2	yes	no	no	no	no	yes
Activity Kindergarten.3.14.1	Find Shapes in Art	7	no	no	no	no	no	no

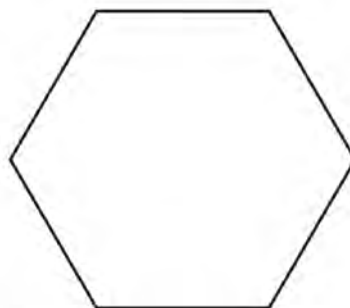
Alike and Different
A



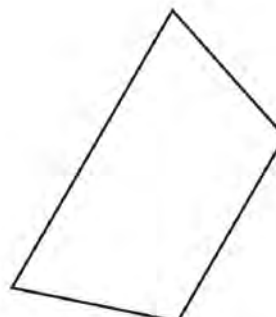
Alike and Different
B



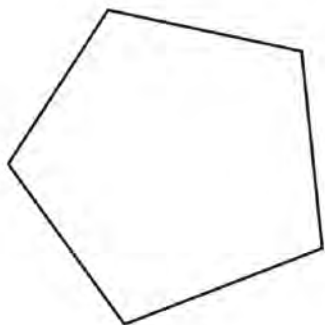
Alike and Different
C



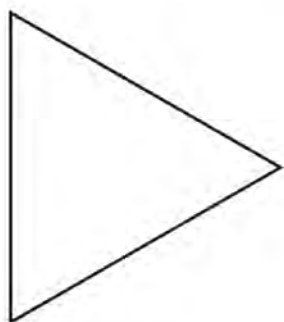
Alike and Different
D



Alike and Different
E



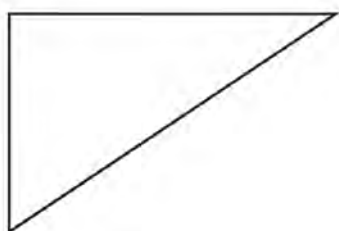
Alike and Different
F




Alike and Different
G



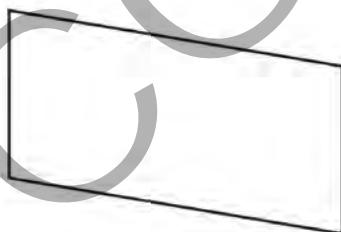
Alike and Different
H



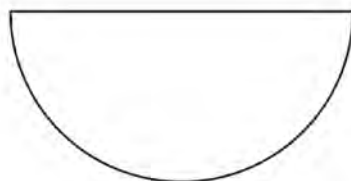
I
Alike and Different



J
Alike and Different



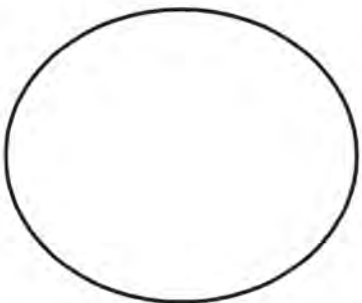
K
Alike and Different




L
Alike and Different




M
Alike and Different




N
Alike and Different

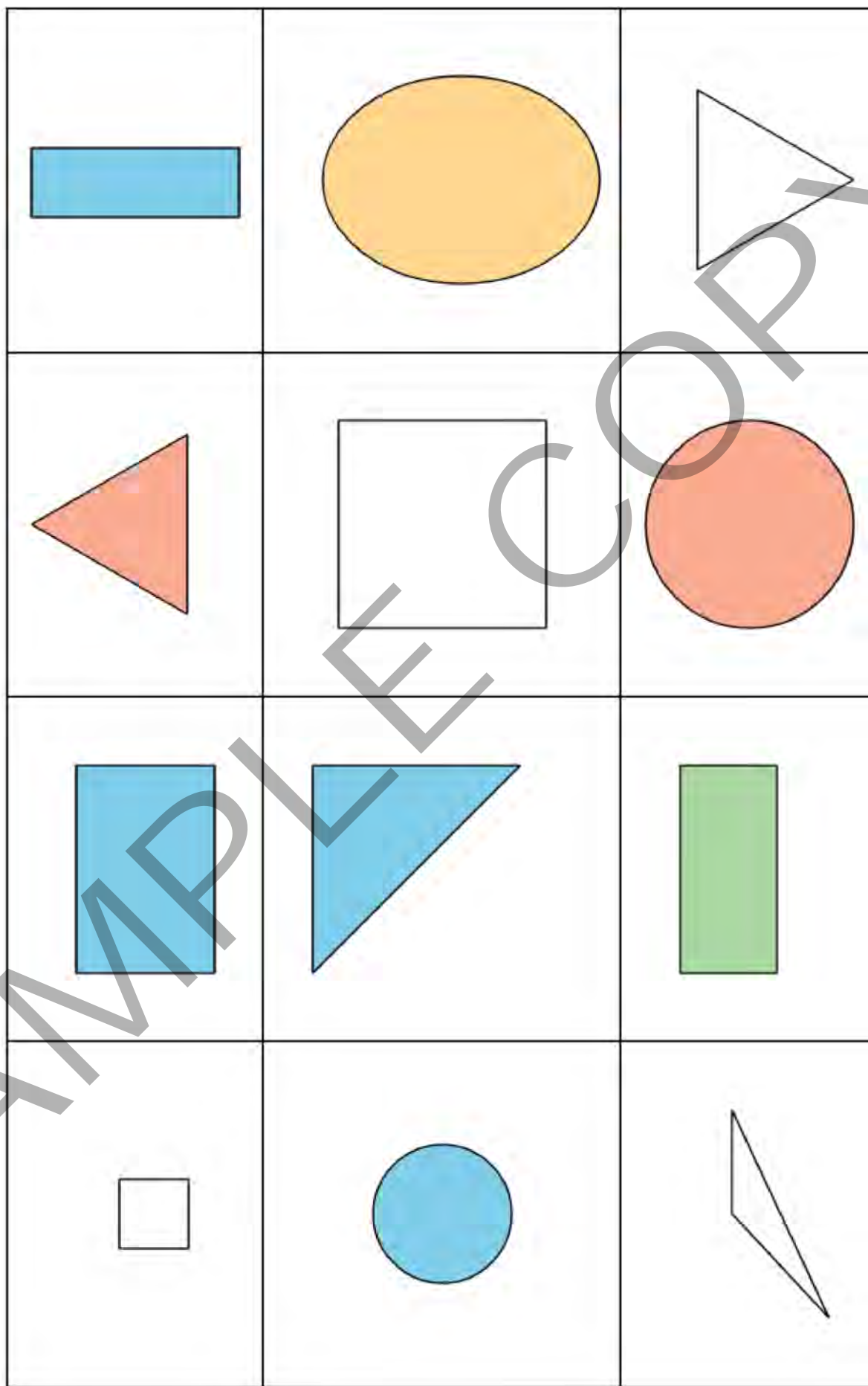


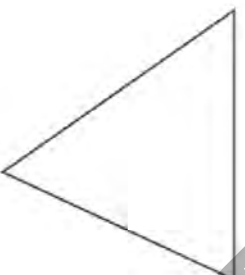

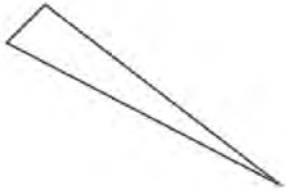

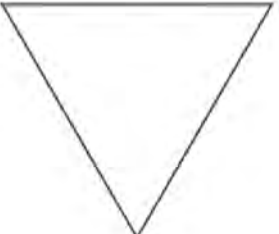
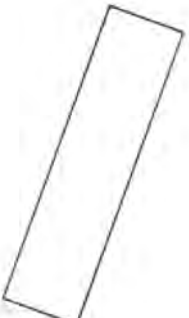

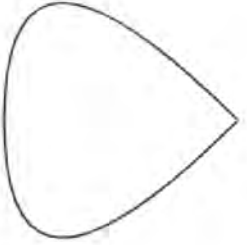
O
Alike and Different



P
Alike and Different





<p>Triangle Sort A</p> 	<p>Triangle Sort B</p> 	<p>Triangle Sort C</p> 	<p>Triangle Sort D</p> 
<p>Triangle Sort E</p> 	<p>Triangle Sort F</p> 	<p>Triangle Sort G</p> 	<p>Triangle Sort H</p> 

Triangle Sort
I




Triangle Sort
J



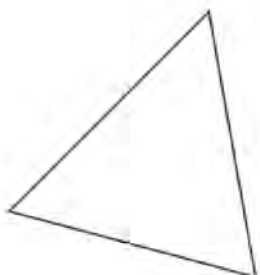
Triangle Sort
K



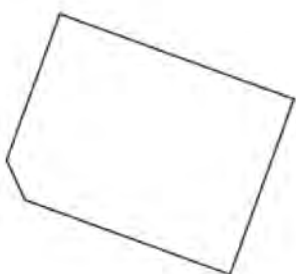
Triangle Sort
L



Triangle Sort
M



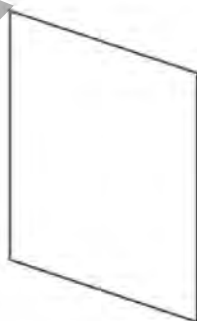
Triangle Sort
N


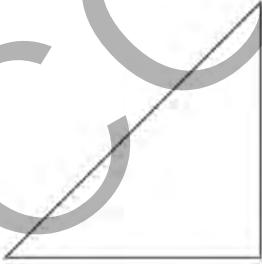

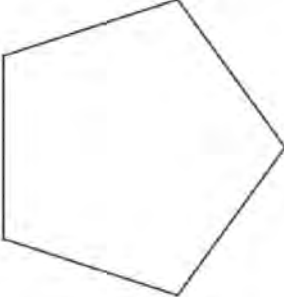


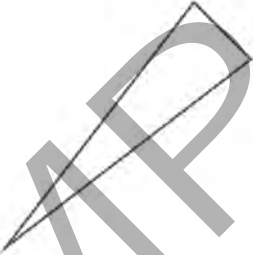




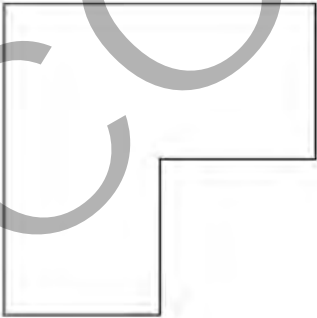



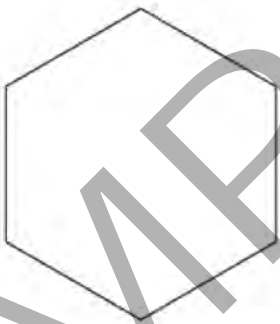


Triangle Sort
O

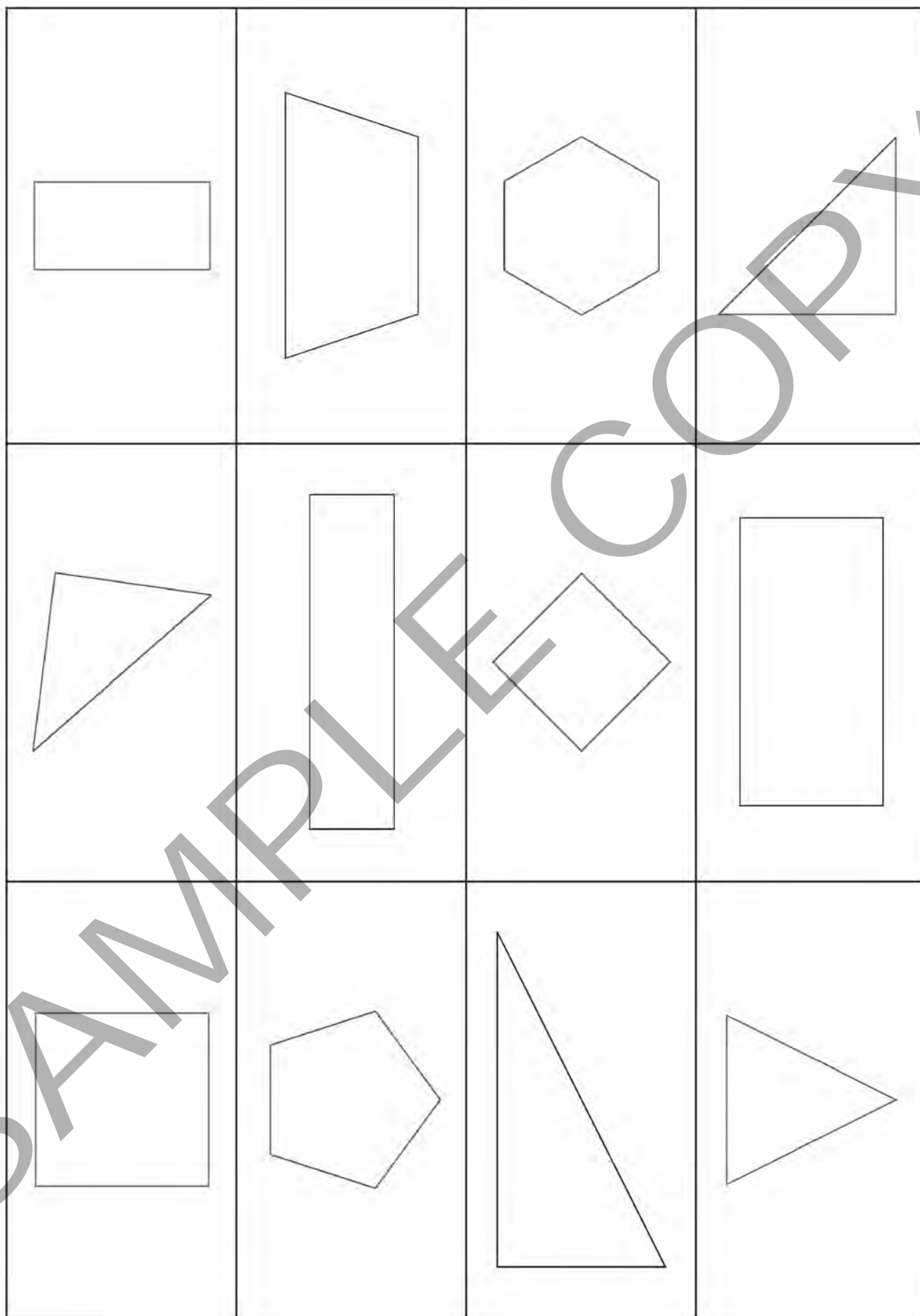


Triangle Sort
P



<p>Sort Rectangles A</p> 	<p>Sort Rectangles B</p> 	<p>Sort Rectangles C</p> 	<p>Sort Rectangles D</p> 
<p>Sort Rectangles E</p> 	<p>Sort Rectangles F</p> 	<p>Sort Rectangles G</p> 	<p>Sort Rectangles H</p> 

<p>Sort Rectangles I</p> 	<p>Sort Rectangles J</p> 
<p>Sort Rectangles M</p> 	<p>Sort Rectangles N</p> 
<p>Sort Rectangles K</p> 	<p>Sort Rectangles O</p> 
<p>Sort Rectangles L</p> 	<p>Sort Rectangles P</p> 



3



green triangles

6



yellow hexagons

8



blue rhombuses

4



orange squares

I used more _____ than _____.

5



blue rhombuses

2



yellow hexagons

4



tan rhombuses

7



green triangles

I used more _____ than _____.

9



orange squares

4



yellow hexagons

5



green triangles

2



blue rhombuses

I used more _____ than _____.

6



tan rhombuses

10



blue rhombuses

4



green triangles

3



red trapezoids

I used more _____ than _____.

7  red trapezoids

3  yellow hexagons

5  orange squares

2  tan rhombuses

I used more _____ than _____.



1 yellow hexagon



8 green triangles



5 blue rhombuses



4 orange squares

I used more _____ than _____.

6  tan rhombuses

5  red trapezoids

7  green triangles

3  orange squares

I used more _____ than _____.

10



orange squares

5



blue rhombuses

8



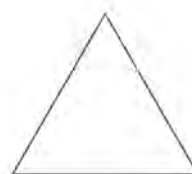
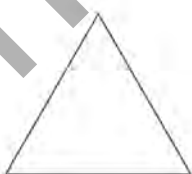
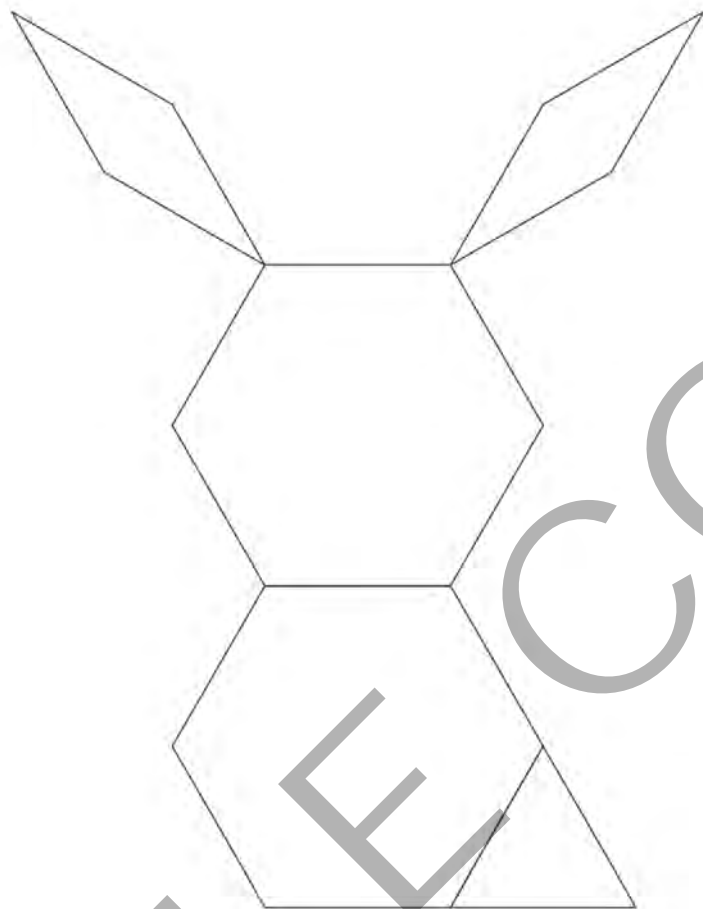
green triangles


2

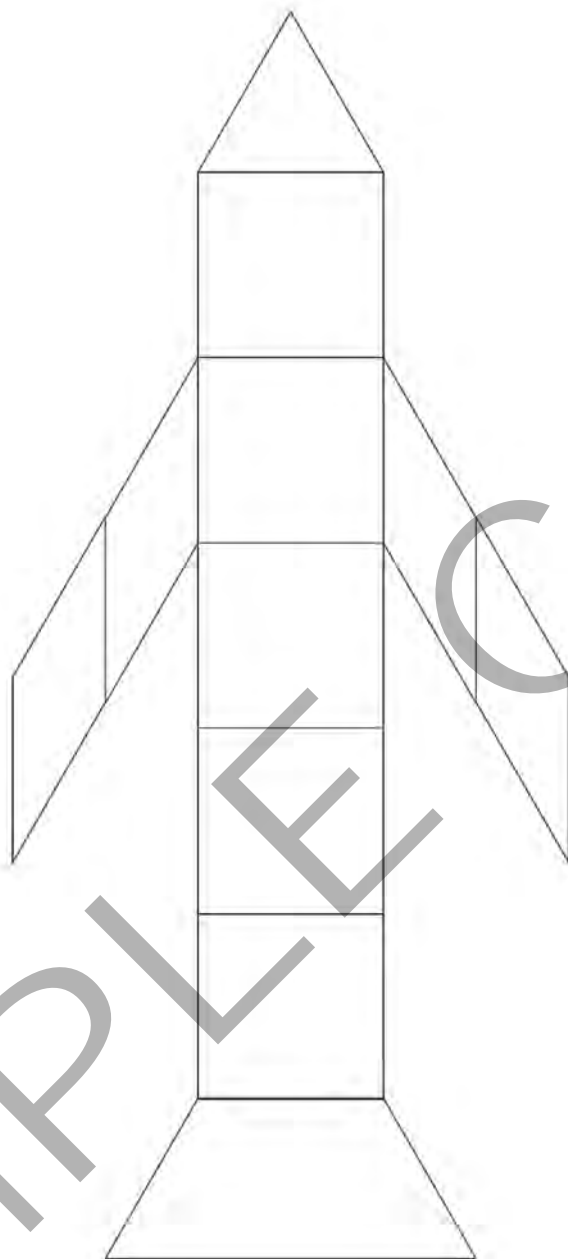


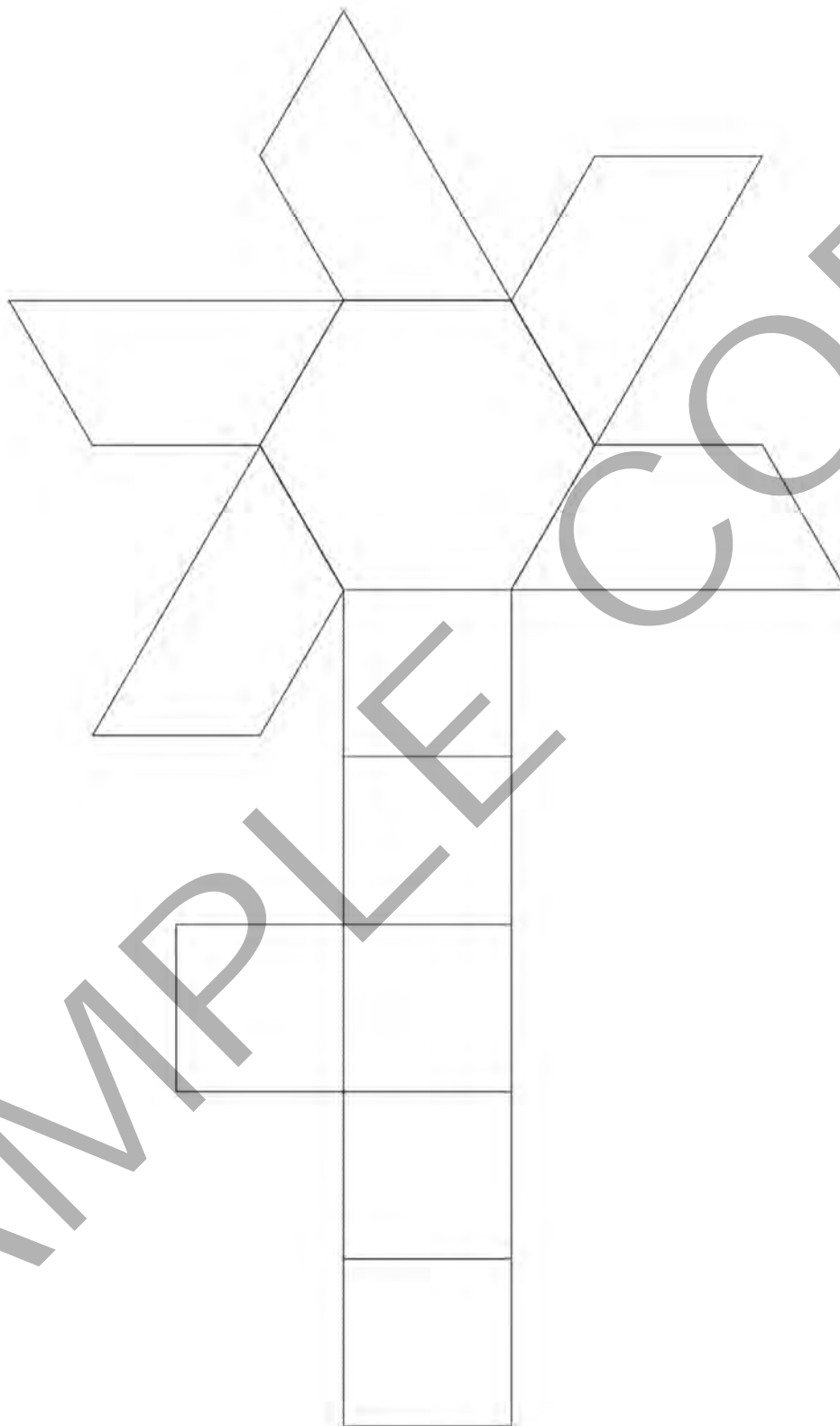
yellow hexagons


I used more _____ than _____.

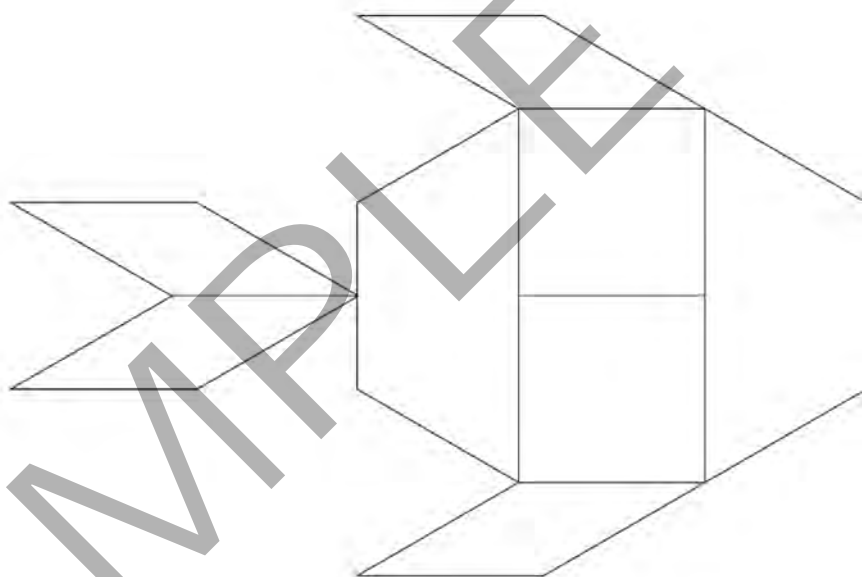
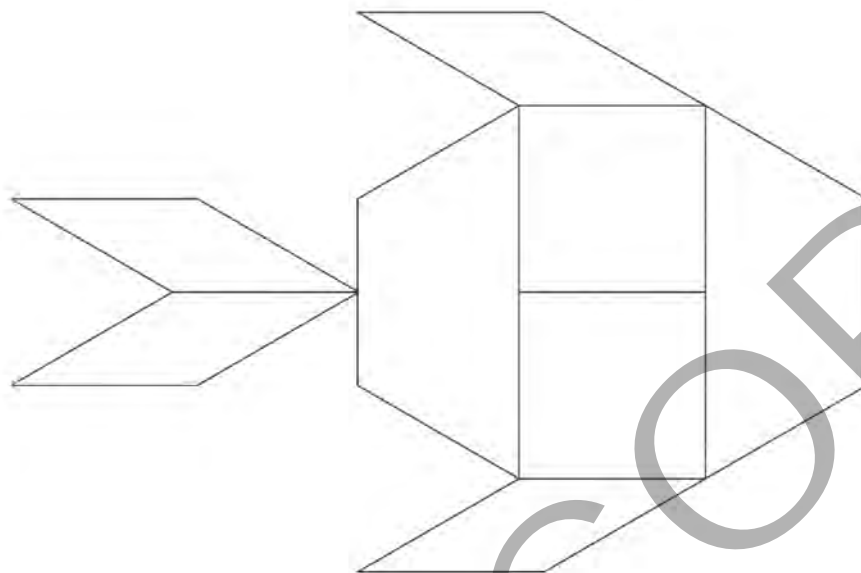



















=====

=====

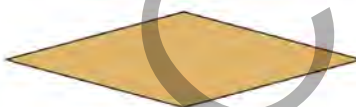


=====

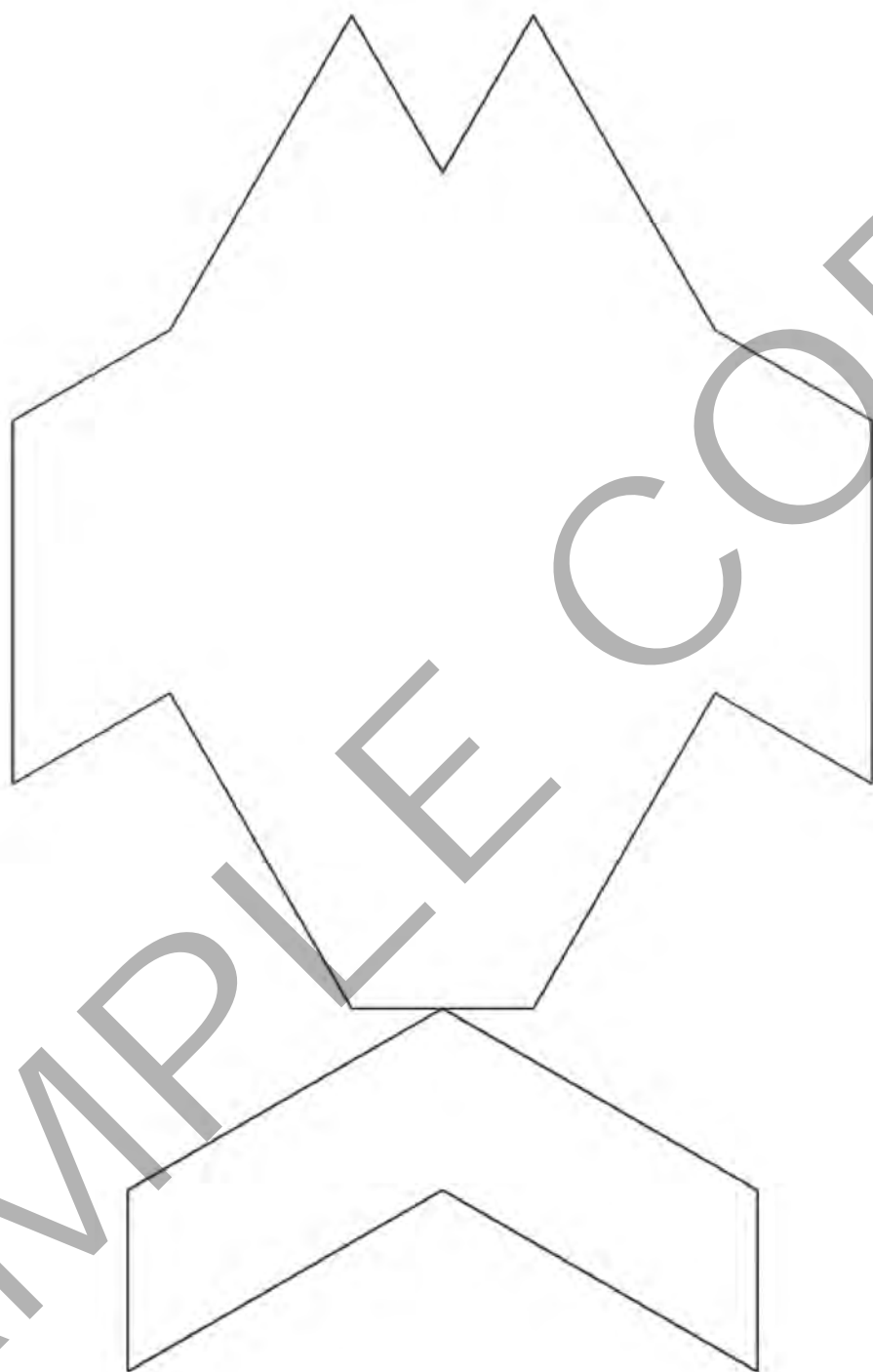
=====

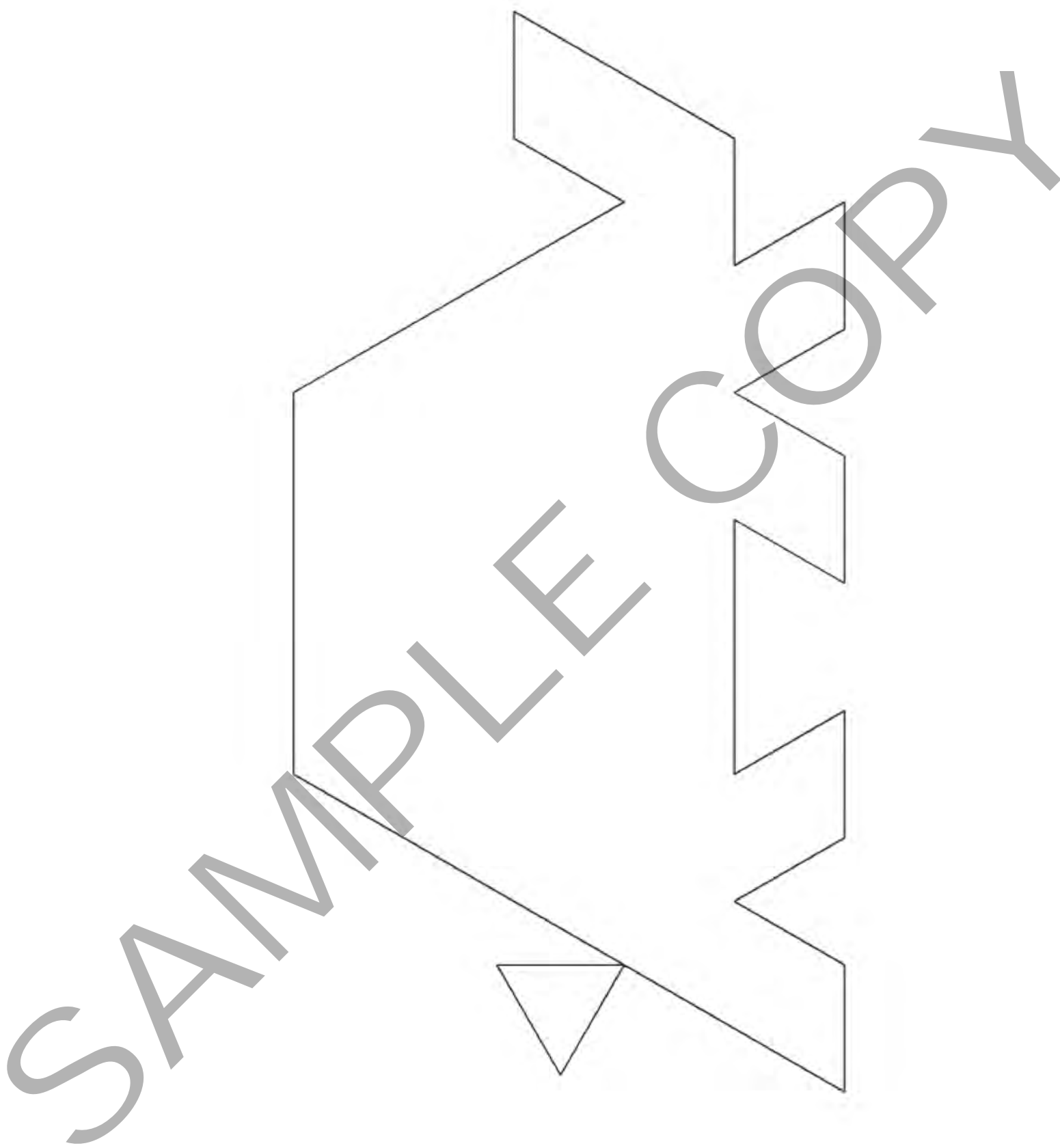



=====

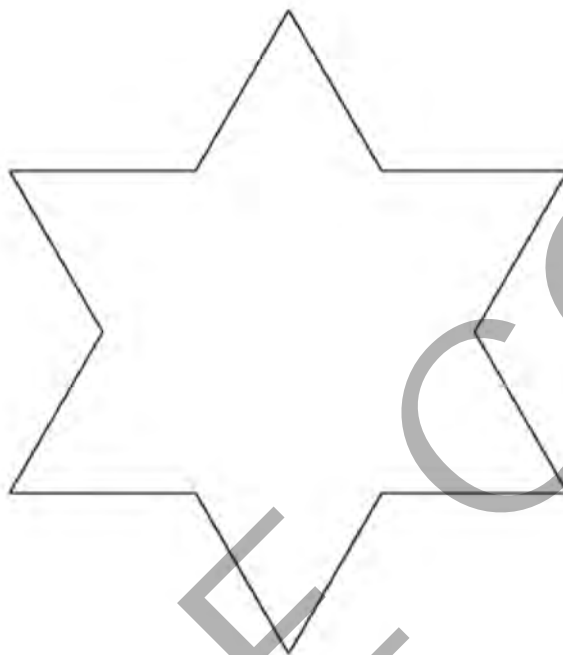


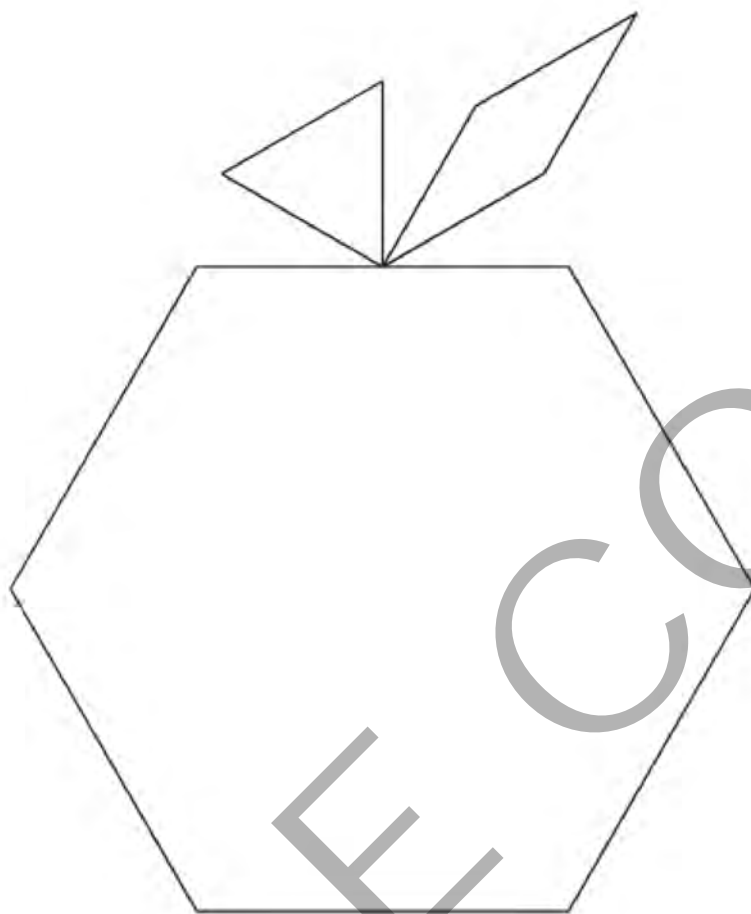
=====

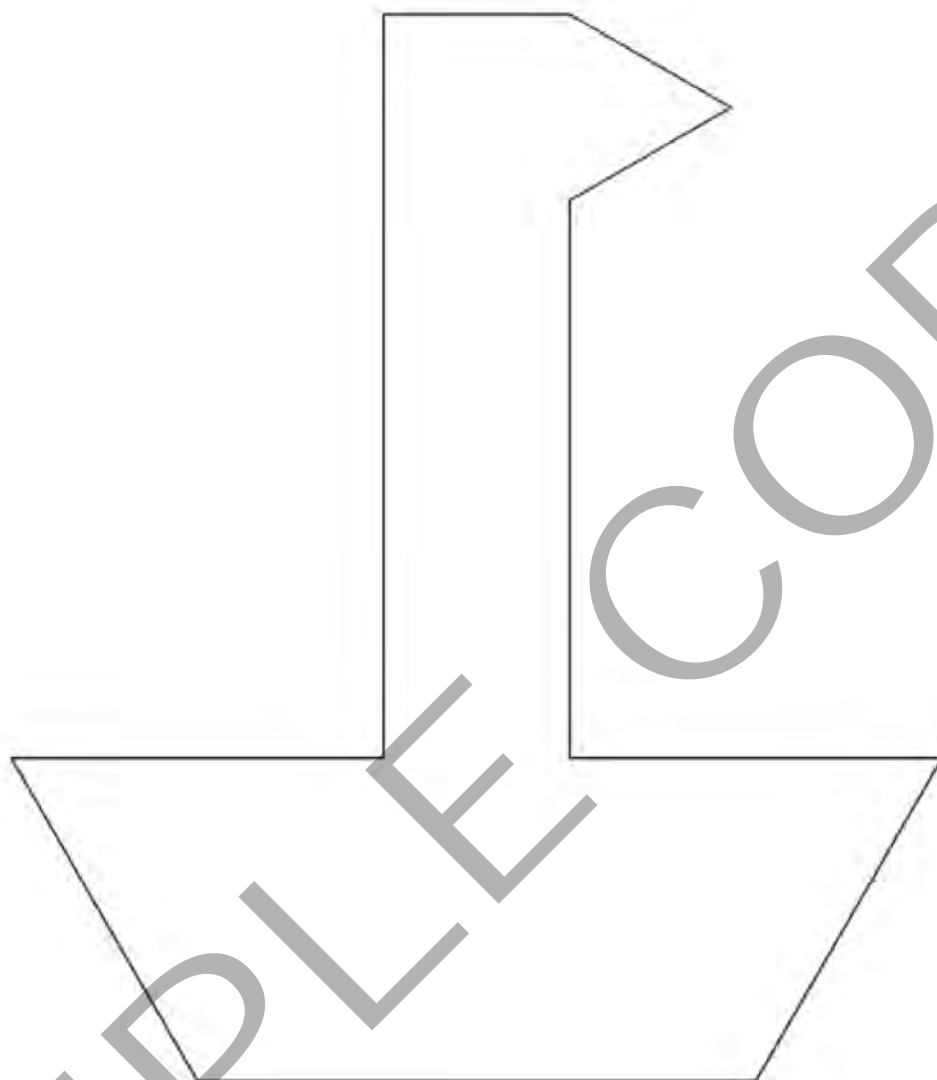


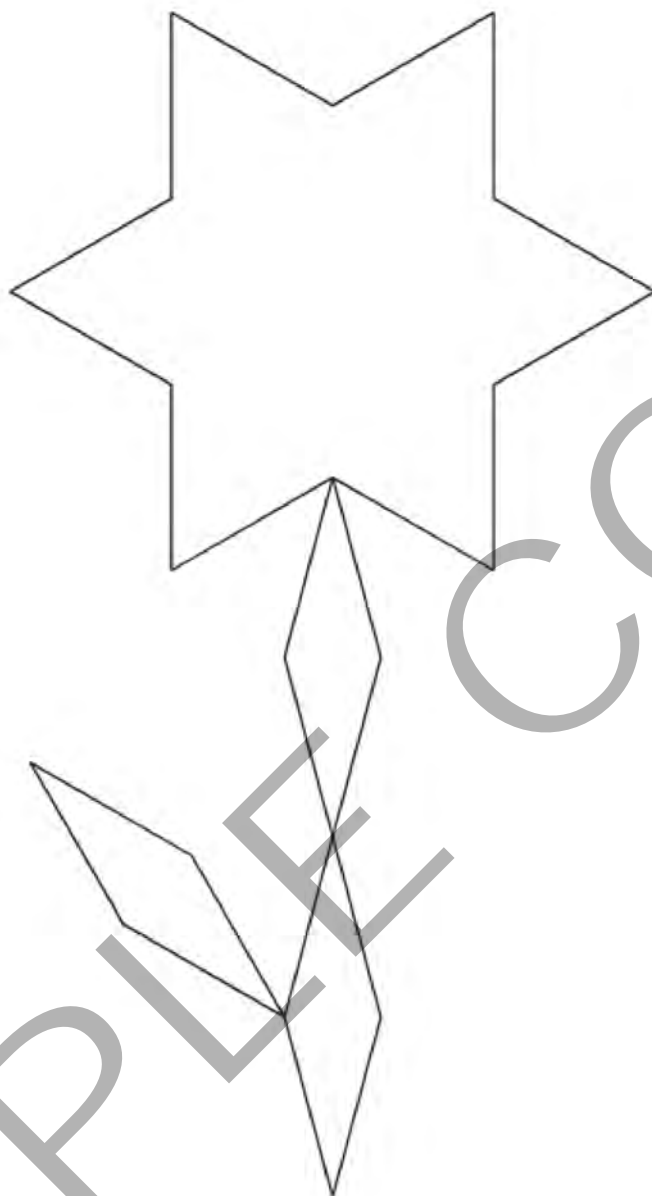























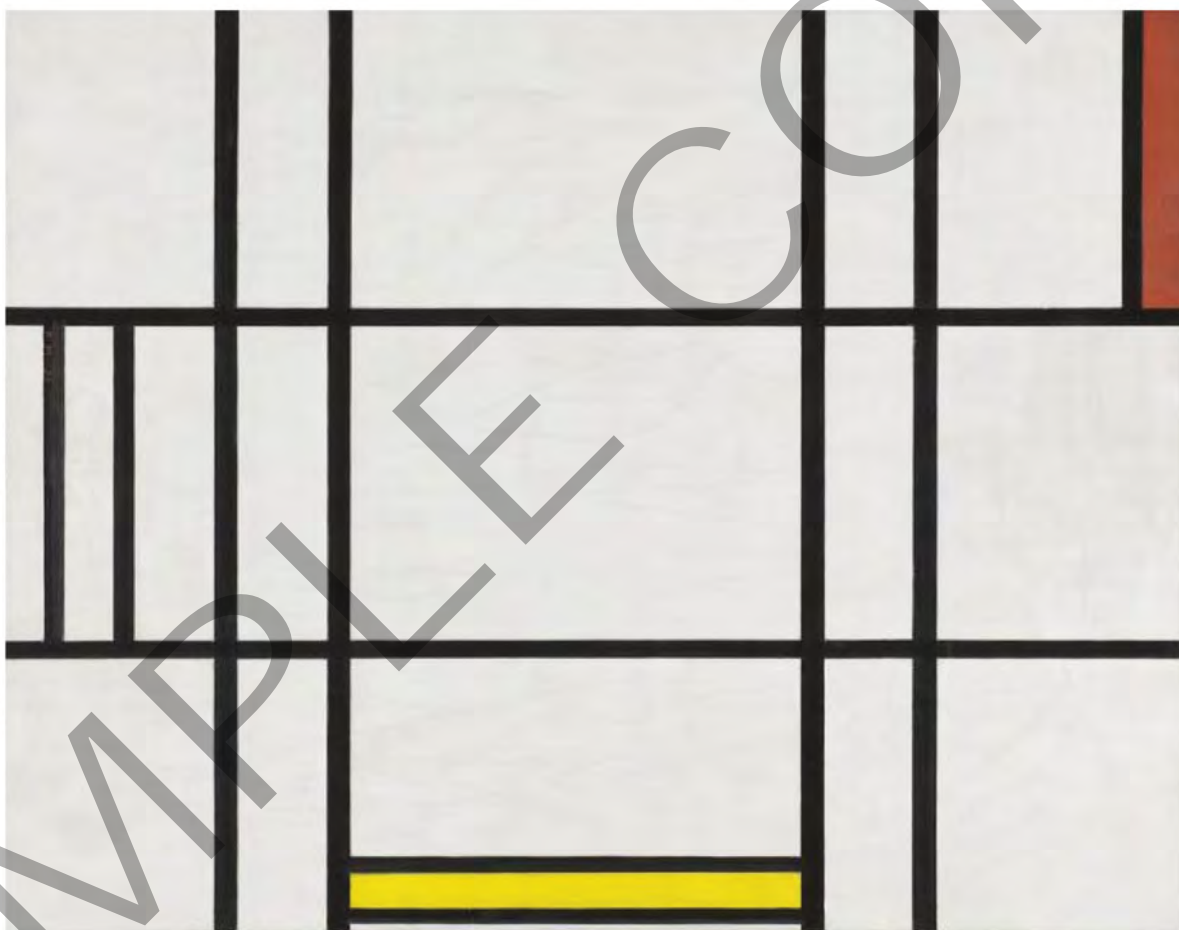




	_____		_____
	-----		-----
	_____		_____
	_____		_____
	-----		-----
	=====		=====
	-----		-----
	_____		_____

	_____		_____
	-----		-----
	_____		_____
	_____		_____
	-----		-----
	=====		=====
	-----		-----
	_____		_____

Title: Composition in White, Red, and Yellow
Artist: Piet Mondrian (Netherlands, 1872-1944)



Title: Newspaper and Fruit Dish
Artist: Juan Gris (Spain, 1887–1927)





Title: Coronation Stone of Motecuhzoma II (Stone of the Five Suns)

Artist Unknown

Created: Tenochtitlan, Mexico (1503)



Title: Hamamatsu, from the series "Fifty-three Stations of the Tokaido (Tokaido gojusan tsugi)," also known as the Tokaido with Poem (Kyoka

iri Tokaido)

Artist: Utagawa Hiroshige (Japan, 1797-1858)




Title: The Mellow Pad

Artist: Stuart Davis (United States of America, 1892-1964)

Title: Architectonic Painting
Artist: Liubov Popova (Russia, 1889-1924)





Title: Books and Scholars' Accouterments
Artist: Yi Taek-gyun (Korea, 1808-after 1883)



KINDERGARTEN

UNIT

4

Teacher Resource Copy
Masters

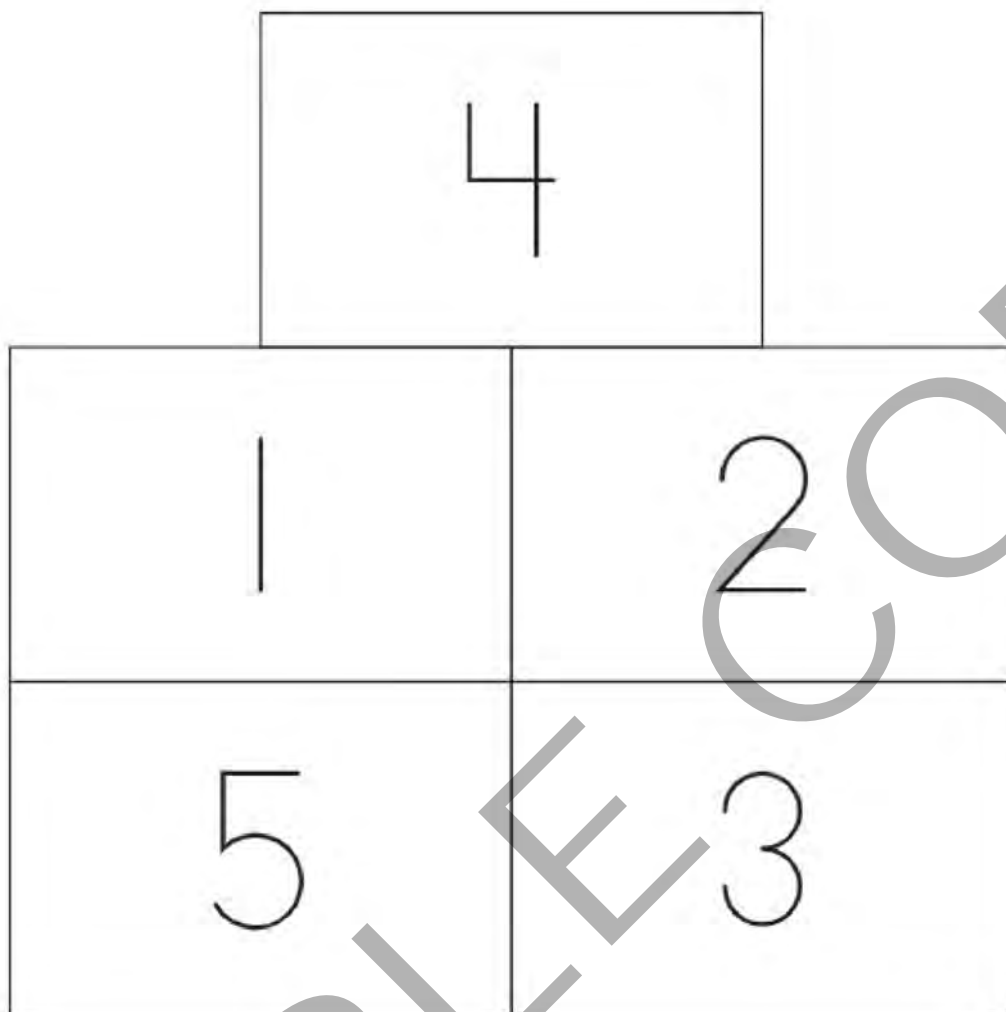
LESSON BLACKLINE MASTERS

address	title	students per copy	written on?	requires cutting?	card stock recommended?	color paper recommended?	used multiple times?	used as a center material?
Activity Kindergarten.4.1.3	Number Mat 1-5	2	no	no	no	no	yes	yes
Activity Kindergarten.4.2.WU	Questions about Us Chart Directions Set 2	30	yes	yes	no	no	no	no
Activity Kindergarten.4.2.1	Put Together Dots on 5-Frames Cards	1	no	yes	no	no	no	no
Activity Kindergarten.4.2.3	Roll and Add Stage 1 Mat	1	no	no	no	no	yes	yes
Activity Kindergarten.4.2.3	Roll and Add Stage 1 Recording Sheet	1	yes	no	no	no	no	yes
Activity Kindergarten.4.4.2	5-Frames Stages 1 and 2 Recording Sheet	1	yes	no	no	no	no	yes

address	title	students per copy	written on?	requires cutting?	card stock recommended?	color paper recommended?	used multiple times?	used as a center material?
Activity Kindergarten.4.7.1	Playing on the Playground Mat	30	no	yes	no	no	no	no
Activity Kindergarten.4.7.3	Math Stories Stage 2 Mats	6	no	no	no	no	yes	yes
Activity Kindergarten.4.9.3	Math Fingers Stage 3 Recording Sheet	1	yes	no	no	no	no	yes
Activity Kindergarten.4.10.WU	Questions about Us Chart Directions Set 3	30	yes	yes	no	no	no	no
Activity Kindergarten.4.10.3	Bingo Stages 1-3 Gameboards	4	no	no	no	no	yes	yes
Activity Kindergarten.4.10.3	Bingo Stage 3 Mat	2	no	no	no	no	yes	yes

address	title	students per copy	written on?	requires cutting?	card stock recommended?	color paper recommended?	used multiple times?	used as a center material?
Activity Kindergarten.4.13.3	Math Stories Stage 2 Recording Sheet	2	yes	no	no	no	no	yes
Activity Kindergarten.4.15.3	Shake and Spill Stage 3 Recording Sheet	1	yes	no	no	no	no	yes
Activity Kindergarten.4.16.1	Roll and Add Stage 2 Recording Sheet	1	yes	no	no	no	no	yes
Activity Kindergarten.4.17.1	Add 0 and 1 Mat	2	no	no	yes	no	yes	yes
Activity Kindergarten.4.17.3	Find the Value of Expressions Stage 1 Cards	2	no	yes	no	no	yes	yes

address	title	students per copy	written on?	requires cutting?	card stock recommended?	color paper recommended?	used multiple times?	used as a center material?
Activity Kindergarten.4.17.3	Find the Value of Expressions Stage 1 Recording Sheet	1	yes	no	no	no	no	yes



Use the 5-frame template to create your chart. Print and cut out enough 5-frames so that there is a square for each student in the class. For example, if there are 23 students in the class, cut out four 5-frames and three additional squares. See sample charts below.


winter					

summer					

bird					

fish					

Put Together Dots on 5-Frames



Put Together Dots on 5-Frames



Put Together Dots on 5-Frames




Put Together Dots on 5-Frames




Put Together Dots on 5-Frames



Put Together Dots on 5-Frames



Put Together Dots on 5-Frames



Put Together Dots on 5-Frames



Put Together Dots on 5-Frames



Put Together Dots on 5-Frames

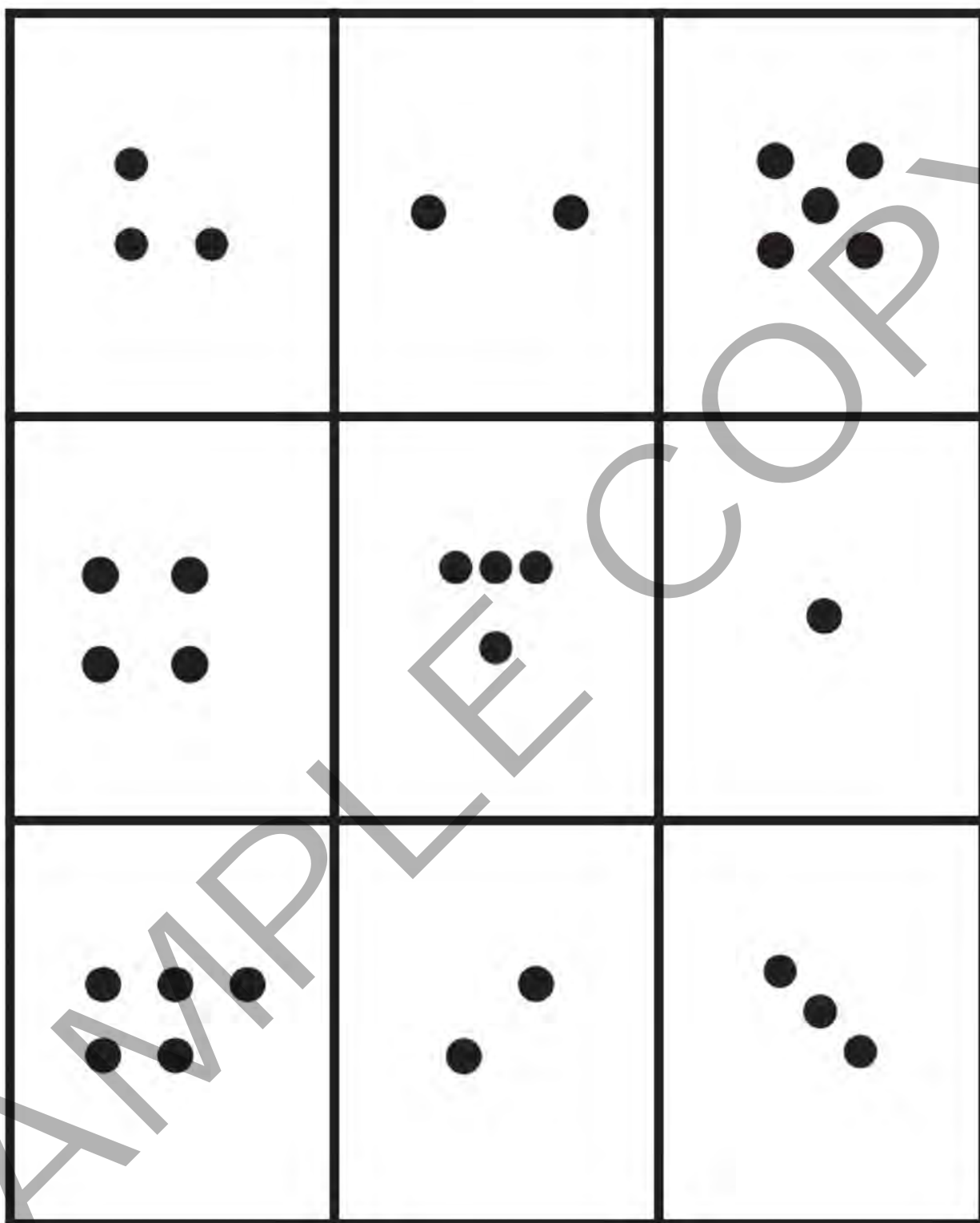


Put Together Dots on 5-Frames



Put Together Dots on 5-Frames





1.

2.

3.

4.

5.

6.

7.

8.

9.

10.

--	--	--	--	--

1.

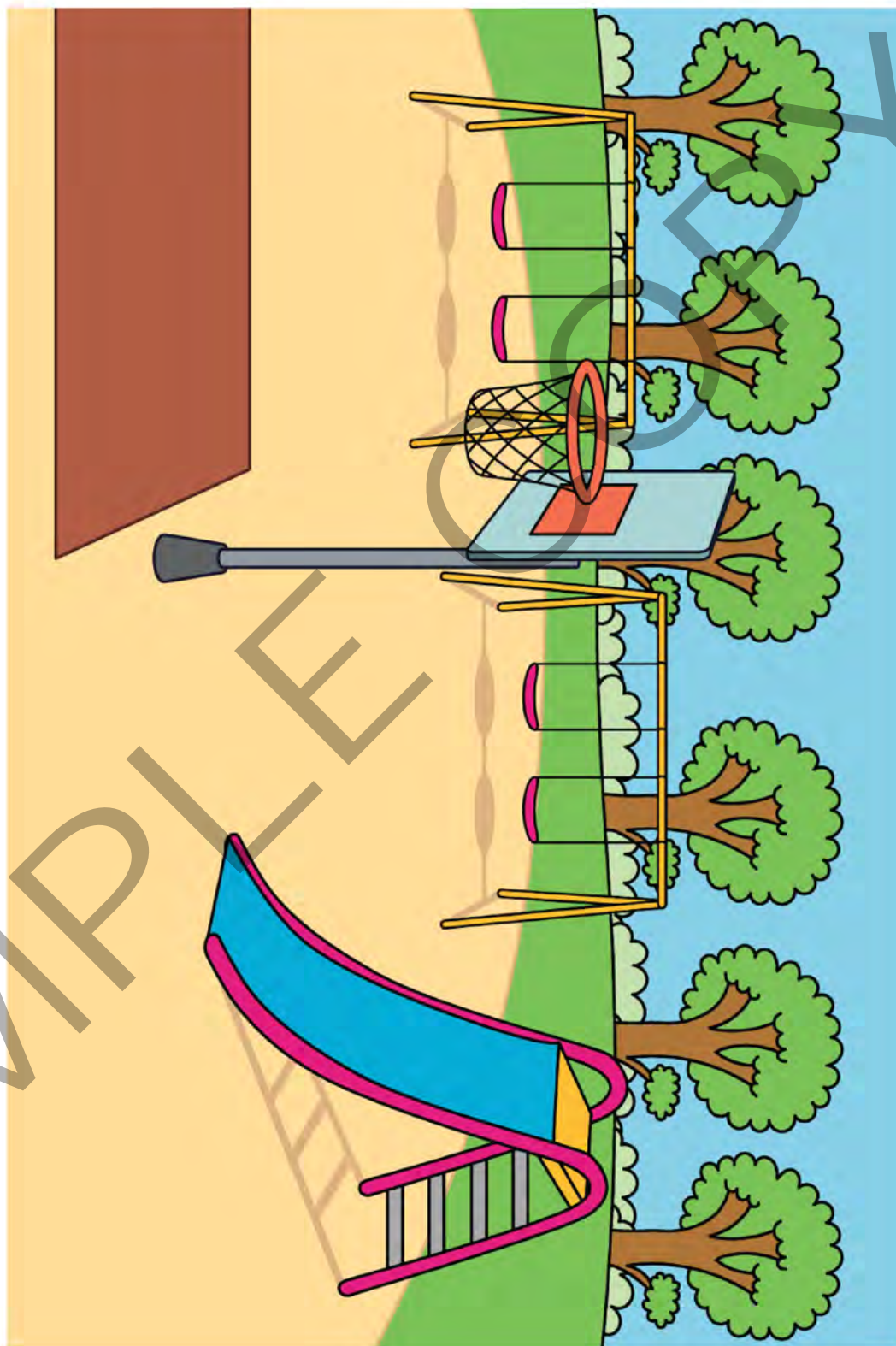
4.


2.

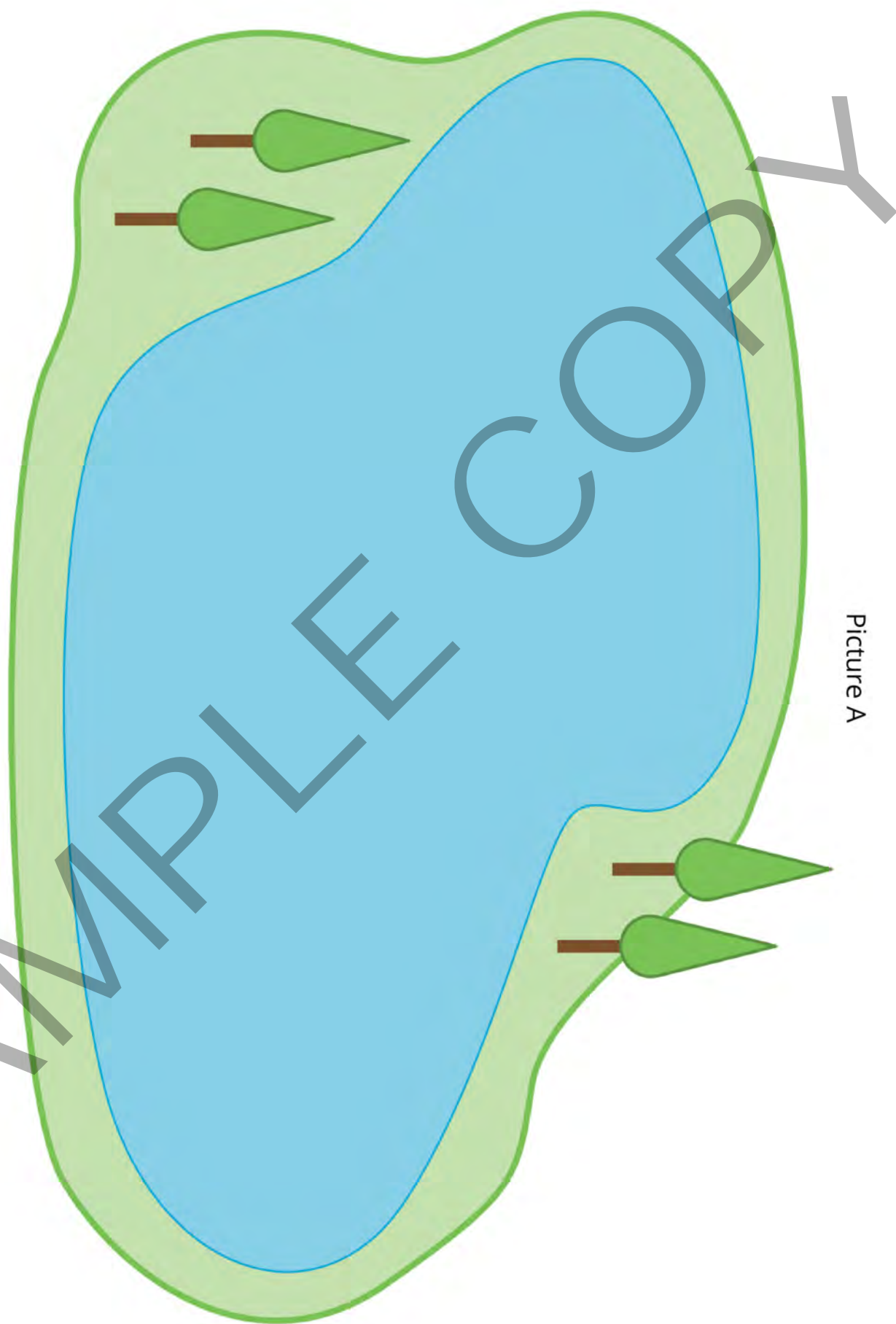
5.

3.


6.



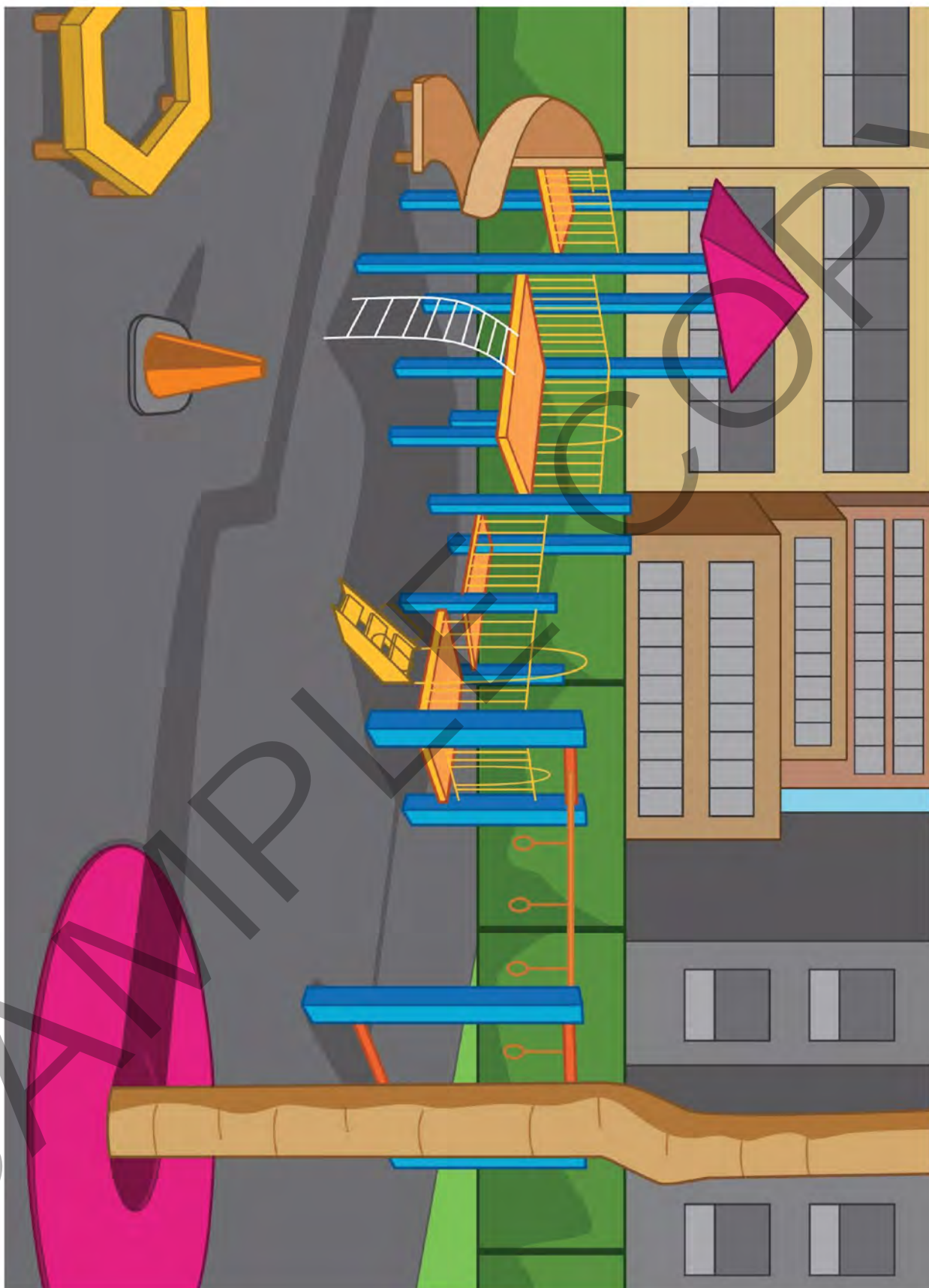





Picture A




Picture B



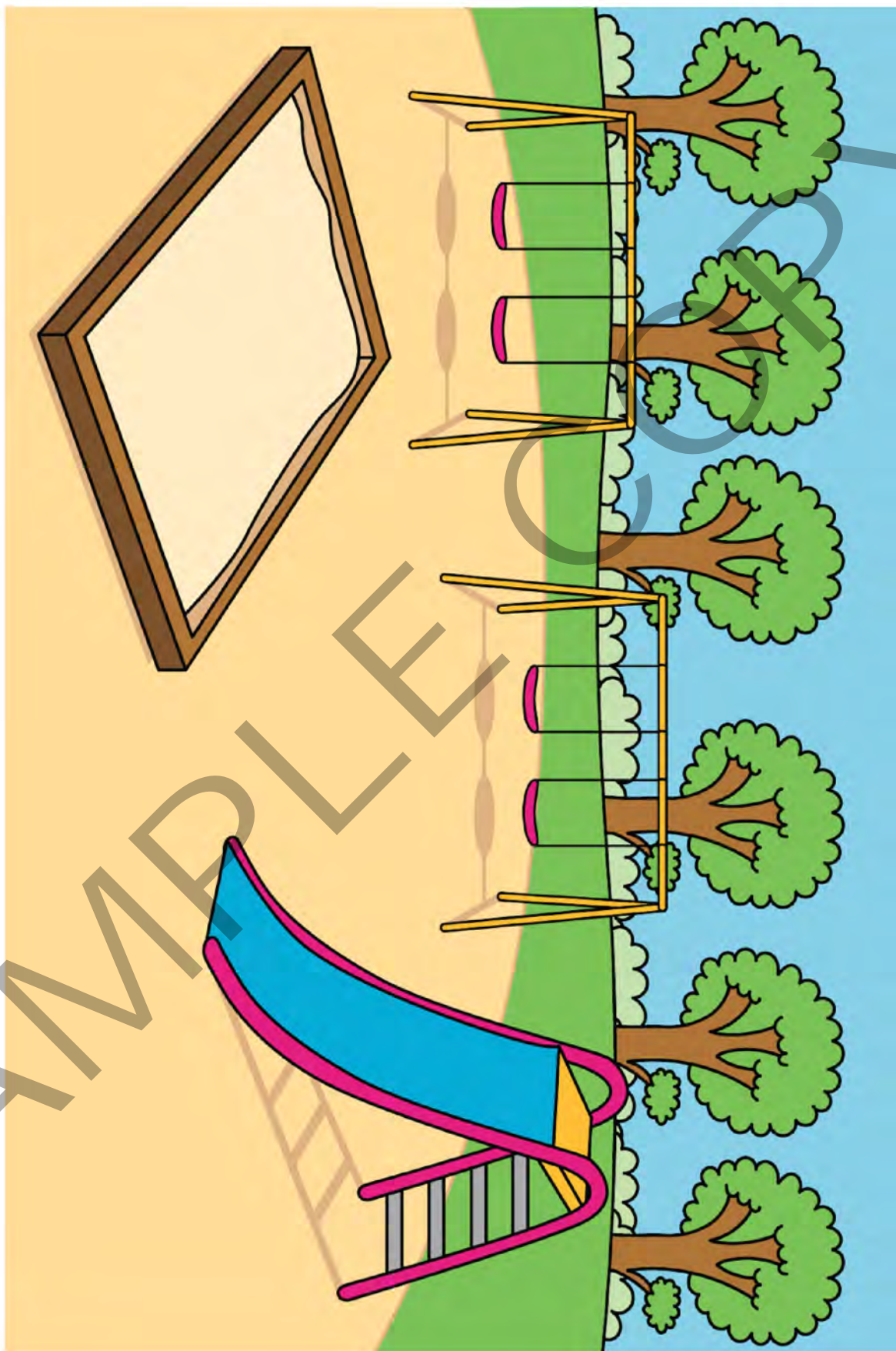
Picture C




Picture D



Picture E




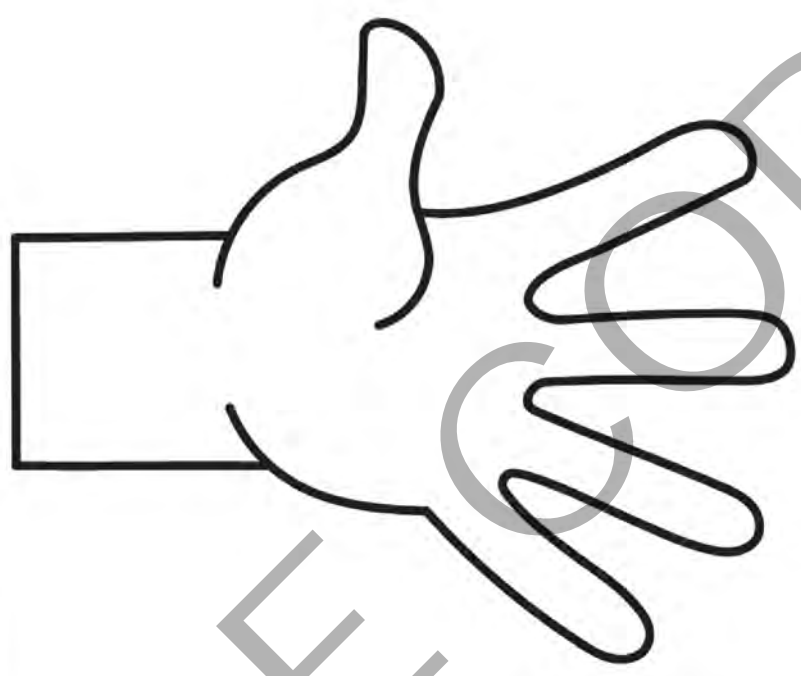



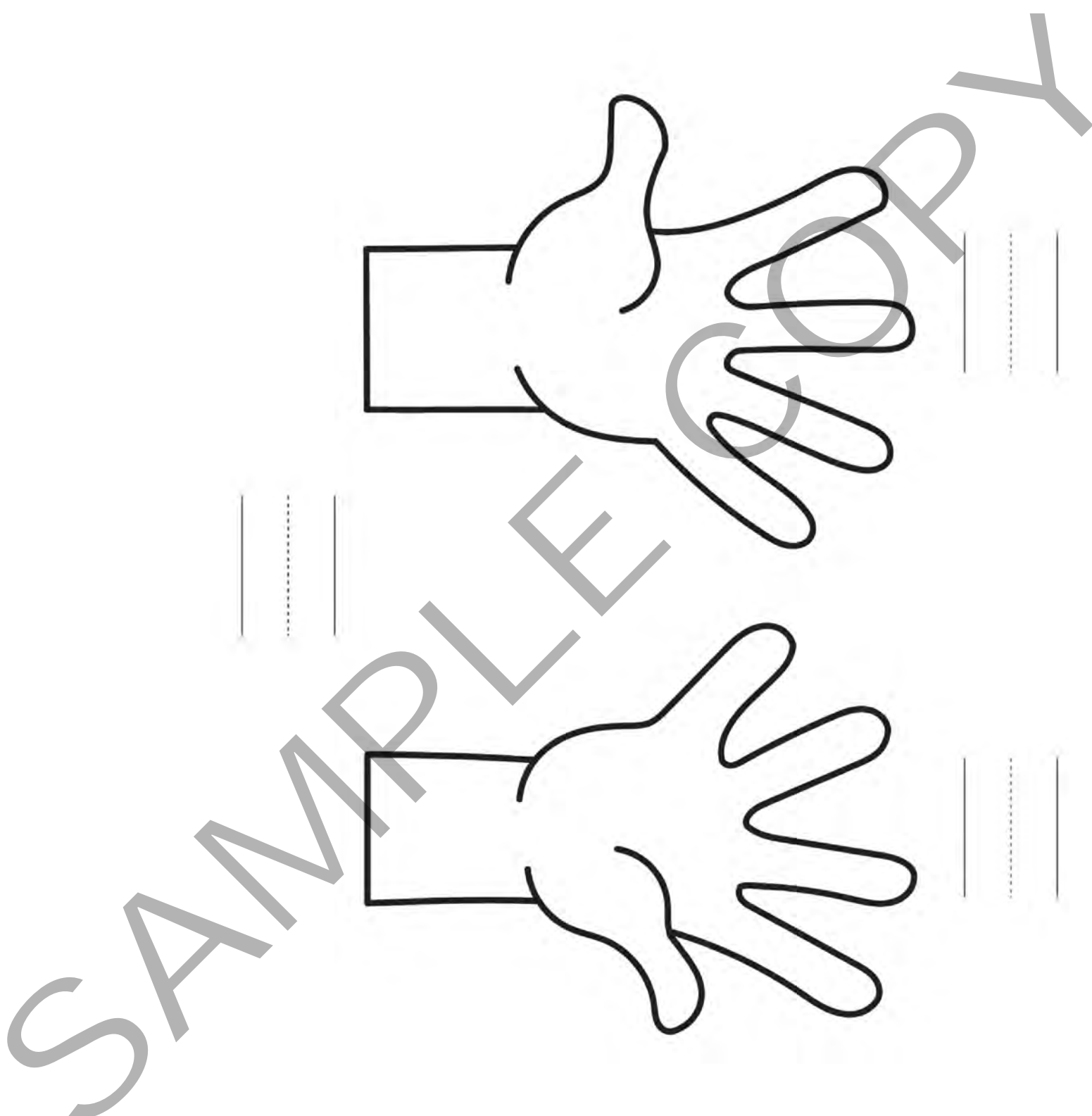
Picture F



Picture G

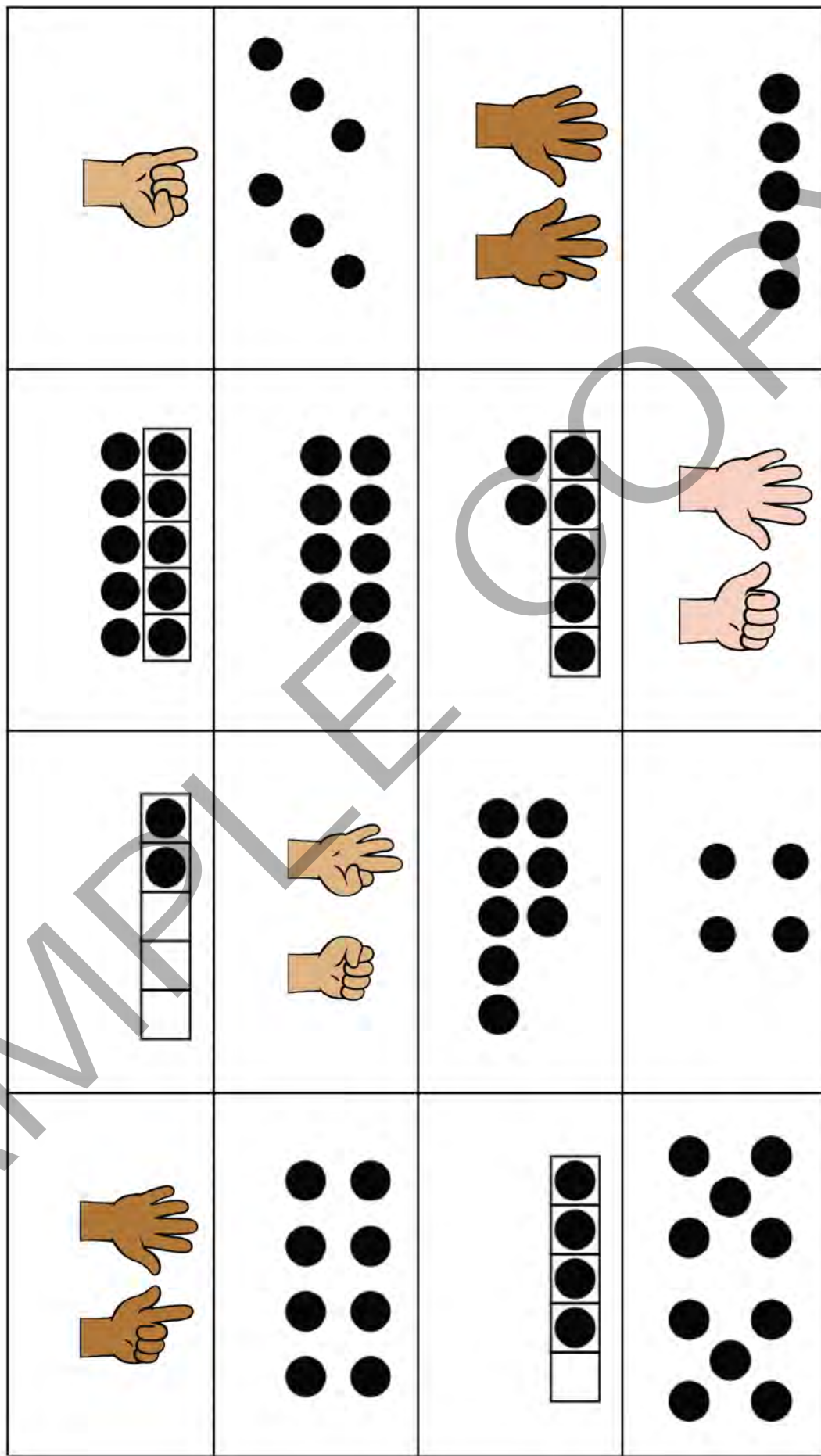


















Picture H



















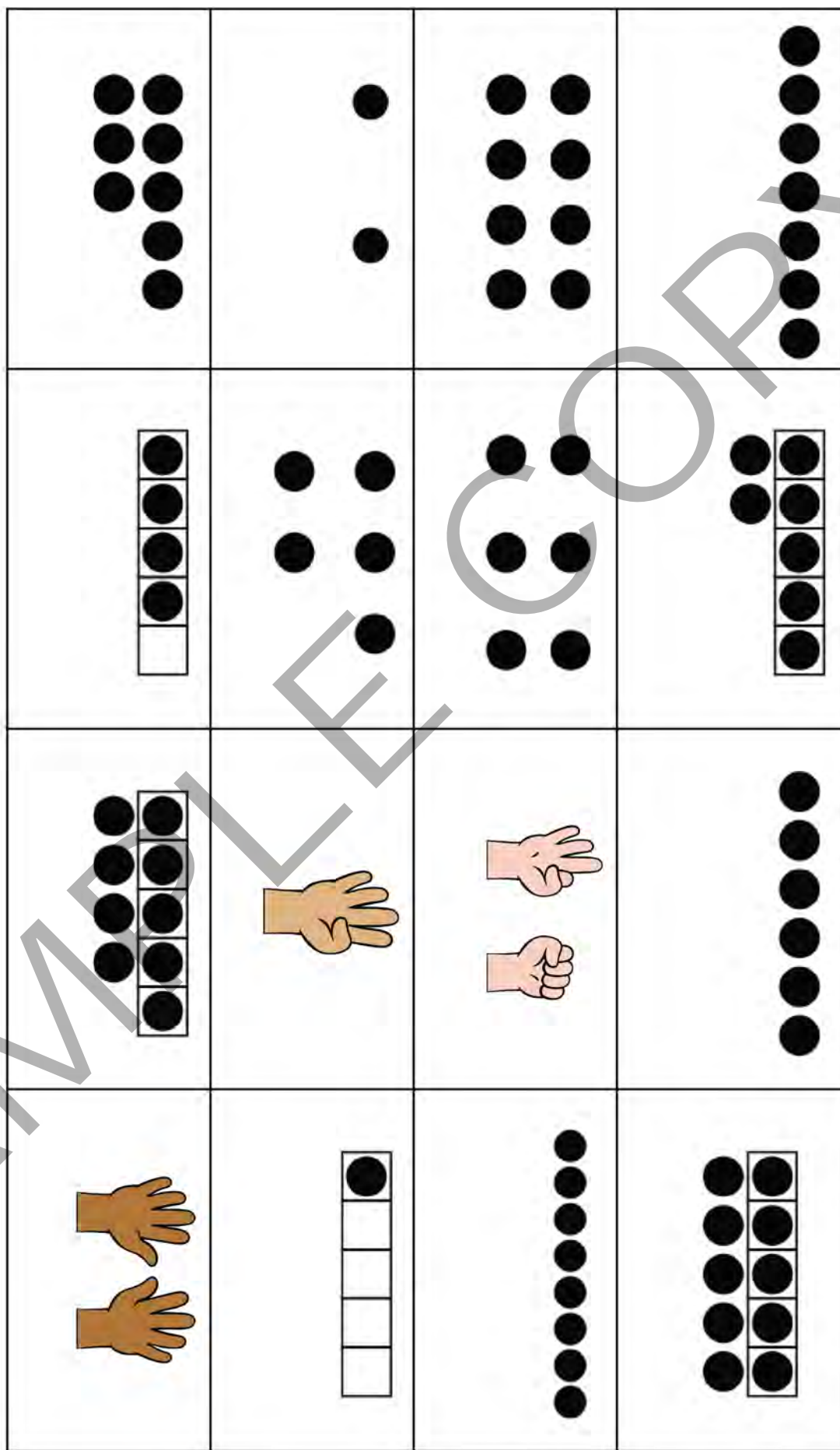
Use the 5-frame template to create your chart. Print and cut out enough 5-frames so that there is a square for each student in the class. For example, if there are 23 students in the class, cut out four 5-frames and three additional squares. See sample charts below.

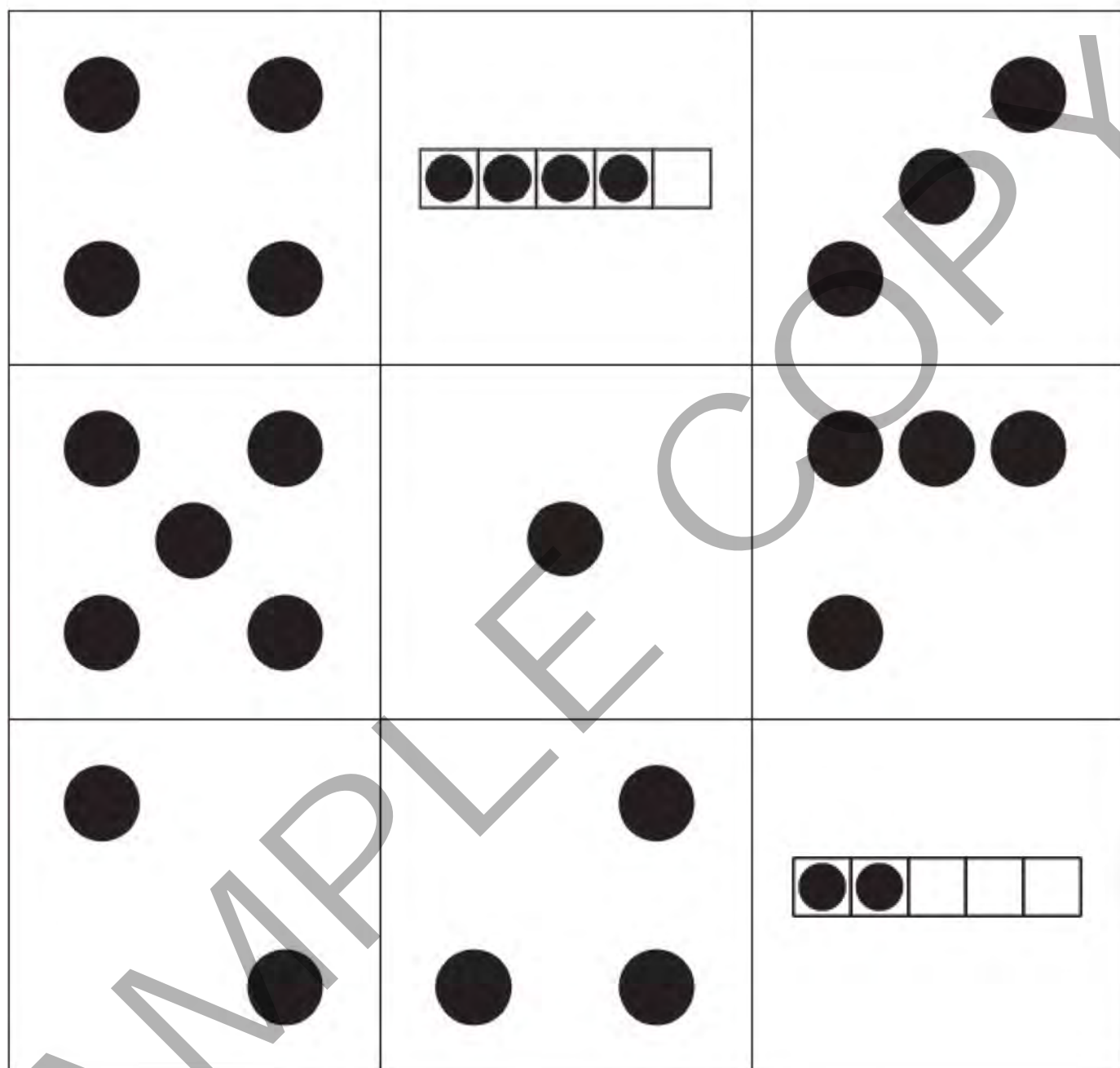
	<div><div></div><div></div><div></div><div></div><div></div></div>	<div><div></div><div></div><div></div><div></div><div></div></div>	<div><div></div><div></div><div></div><div></div><div></div></div>	<div><div></div><div></div><div></div><div></div><div></div></div>	<div><div></div><div></div><div></div><div></div><div></div></div>	<div><div></div><div></div><div></div><div></div><div></div></div>
	<div><div></div><div></div><div></div><div></div><div></div></div>	<div><div></div><div></div><div></div><div></div><div></div></div>	<div><div></div><div></div><div></div><div></div><div></div></div>	<div><div></div><div></div><div></div><div></div><div></div></div>	<div><div></div><div></div><div></div><div></div><div></div></div>	<div><div></div><div></div><div></div><div></div><div></div></div>
	<div><div></div><div></div><div></div><div></div><div></div></div>	<div><div></div><div></div><div></div><div></div><div></div></div>	<div><div></div><div></div><div></div><div></div><div></div></div>	<div><div></div><div></div><div></div><div></div><div></div></div>	<div><div></div><div></div><div></div><div></div><div></div></div>	<div><div></div><div></div><div></div><div></div><div></div></div>
dogs	<div><div></div><div></div><div></div><div></div><div></div></div>	<div><div></div><div></div><div></div><div></div><div></div></div>	<div><div></div><div></div><div></div><div></div><div></div></div>	<div><div></div><div></div><div></div><div></div><div></div></div>	<div><div></div><div></div><div></div><div></div><div></div></div>	<div><div></div><div></div><div></div><div></div><div></div></div>
cats	<div><div></div><div></div><div></div><div></div><div></div></div>	<div><div></div><div></div><div></div><div></div><div></div></div>	<div><div></div><div></div><div></div><div></div><div></div></div>	<div><div></div><div></div><div></div><div></div><div></div></div>	<div><div></div><div></div><div></div><div></div><div></div></div>	<div><div></div><div></div><div></div><div></div><div></div></div>
rabbits	<div><div></div><div></div><div></div><div></div><div></div></div>	<div><div></div><div></div><div></div><div></div><div></div></div>	<div><div></div><div></div><div></div><div></div><div></div></div>	<div><div></div><div></div><div></div><div></div><div></div></div>	<div><div></div><div></div><div></div><div></div><div></div></div>	<div><div></div><div></div><div></div><div></div><div></div></div>
purple	<div><div></div><div></div><div></div><div></div><div></div></div>	<div><div></div><div></div><div></div><div></div><div></div></div>	<div><div></div><div></div><div></div><div></div><div></div></div>	<div><div></div><div></div><div></div><div></div><div></div></div>	<div><div></div><div></div><div></div><div></div><div></div></div>	<div><div></div><div></div><div></div><div></div><div></div></div>
orange	<div><div></div><div></div><div></div><div></div><div></div></div>	<div><div></div><div></div><div></div><div></div><div></div></div>	<div><div></div><div></div><div></div><div></div><div></div></div>	<div><div></div><div></div><div></div><div></div><div></div></div>	<div><div></div><div></div><div></div><div></div><div></div></div>	<div><div></div><div></div><div></div><div></div><div></div></div>
gray	<div><div></div><div></div><div></div><div></div><div></div></div>	<div><div></div><div></div><div></div><div></div><div></div></div>	<div><div></div><div></div><div></div><div></div><div></div></div>	<div><div></div><div></div><div></div><div></div><div></div></div>	<div><div></div><div></div><div></div><div></div><div></div></div>	<div><div></div><div></div><div></div><div></div><div></div></div>







A large rectangular area for recording, currently blank except for a large diagonal watermark reading "SAMPLE COPY".

Three horizontal lines for writing, with a dashed line in the middle.



Draw a picture.

Write an expression or equation.

+

Draw a picture.

Write an expression or equation.

+

Draw a picture.

Write an expression or equation.

_____ + _____

Draw a picture.

Write an expression or equation.

_____ + _____

Draw a picture.

Write an expression or equation.

_____ + _____

Draw a picture.

Write an expression or equation.

_____ + _____

$$\begin{array}{r} + \\ \hline \end{array}$$

$$\begin{array}{r} + \\ \hline \end{array}$$

$$\begin{array}{r} + \\ \hline \end{array}$$

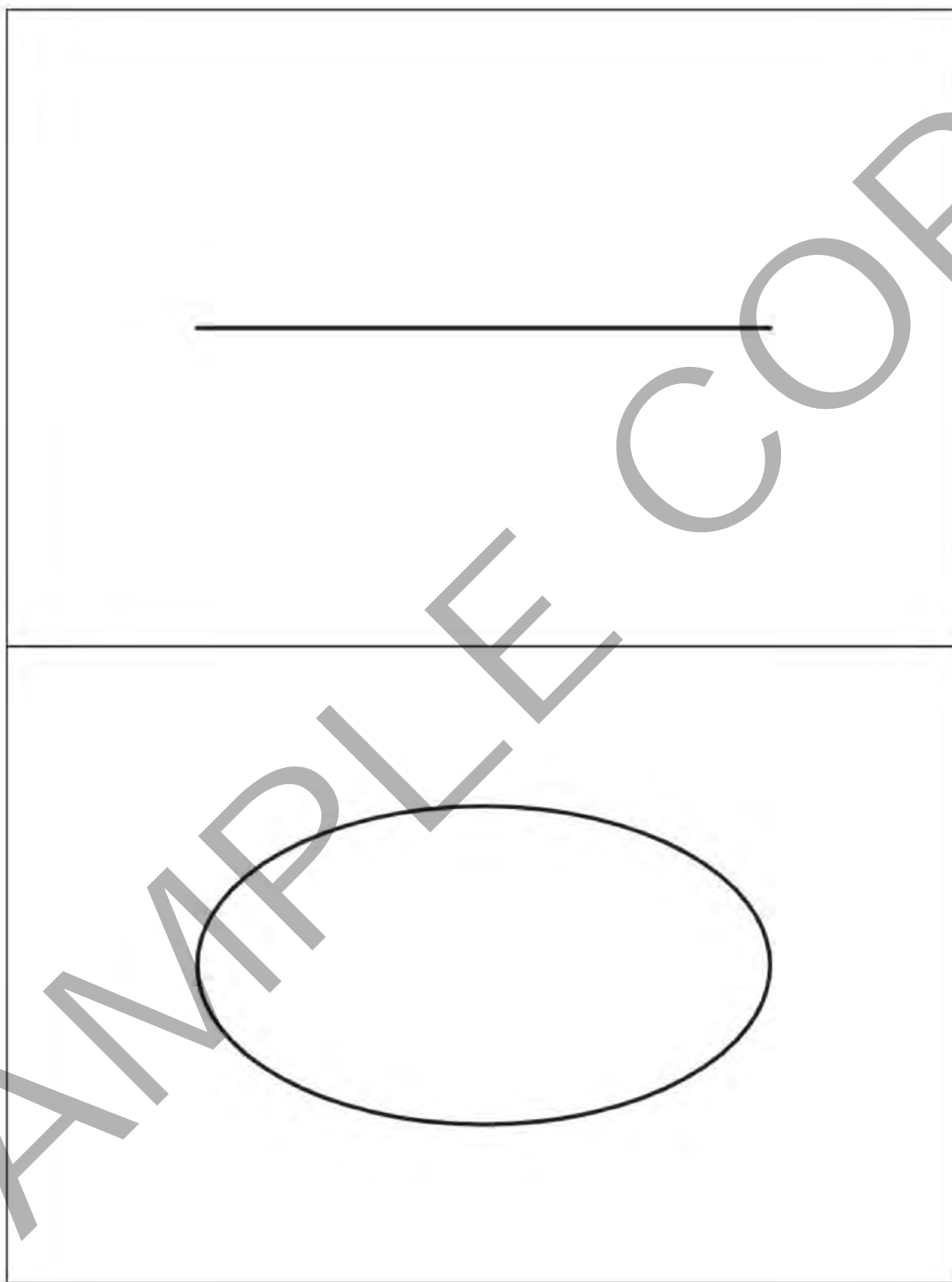
$$\begin{array}{r} + \\ \hline \end{array}$$

_____ + _____

_____ + _____

_____ + _____

_____ + _____



Find the Value of Expressions
Stage 1

$$3 + 5$$

Find the Value of Expressions
Stage 1

$$7 - 5$$

Find the Value of Expressions
Stage 1

$$1 + 6$$

Find the Value of Expressions
Stage 1

$$7 + 2$$

Find the Value of Expressions
Stage 1

$$5 - 2$$

Find the Value of Expressions
Stage 1

$$6 + 0$$

Find the Value of Expressions
Stage 1

$$4 + 4$$

Find the Value of Expressions
Stage 1

$$9 - 4$$

Find the Value of Expressions
Stage 1

$$4 - 0$$

Find the Value of Expressions
Stage 1

$$10 - 2$$

Find the Value of Expressions
Stage 1

$$8 + 1$$

Find the Value of Expressions
Stage 1

$$8 - 4$$

