

IMKH California



Kindergarten

Teacher Resource Copy
Masters

UNITS 5-6



Kendall Hunt

Book 3
Certified by Illustrative Mathematics®

© 2025 Illustrative Mathematics, <https://www.illustrativemathematics.org/>, and licensed under the Creative Commons Attribution-NonCommercial 4.0 International License (CC BY-NC 4.0), <https://creativecommons.org/licenses/by-nc/4.0/>.

The Illustrative Mathematics name and logo are not subject to the Creative Commons license and may not be used without the prior and express written consent of Illustrative Mathematics.

This book includes public domain images or openly licensed images that are copyrighted by their respective owners. Openly licensed images remain under the terms of their respective licenses. See the image attribution section for more information.

The Kendall Hunt name, logo, and cover artwork are not subject to the Creative Commons license and may not be used without the prior and express written consent of Kendall Hunt.

ISBN 9798385167548

K5_vII

20240302



KINDERGARTEN

UNIT

5

Teacher Resource Copy
Masters

LESSON BLACKLINE MASTERS

address	title	students per copy	written on?	requires cutting?	card stock recommended?	color paper recommended?	used multiple times?	used as a center material?
Activity Kindergarten.5.1.3	Check it Off Stage 1 Recording Sheet	1	yes	no	no	no	no	yes
Activity Kindergarten.5.3.1	What's Behind My Back Stage 1 Recording Sheet	1	yes	no	no	no	no	yes
Activity Kindergarten.5.5.3	Make or Break Apart Numbers Stage 1 Number Mat	1	no	no	no	no	yes	yes
Activity Kindergarten.5.5.3	Make or Break Apart Numbers Stage 1 Recording Sheet	1	yes	no	no	no	no	yes
Activity Kindergarten.5.5.3	Make or Break Apart Numbers Stage 1 Gameboards	2	no	no	no	no	no	yes

address	title	students per copy	written on?	requires cutting?	card stock recommended?	color paper recommended?	used multiple times?	used as a center material?
Activity Kindergarten.5.7.3	Math Stories Stage 3 Pictures	8	no	no	no	no	yes	yes
Activity Kindergarten.5.7.3	Math Stories Stage 3 Recording Sheet	1	yes	no	no	no	no	yes
Activity Kindergarten.5.10.1	Introduce 10-frames Handout	1	no	yes	no	no	no	no
Activity Kindergarten.5.10.2	Numbers on Fingers and 10-frames Handout	1	no	no	no	no	no	no
Activity Kindergarten.5.10.3	Counting Collections Stages 1 and 2 Recording Sheet	1	yes	no	no	no	no	yes
Activity Kindergarten.5.13.1	Number Mat 1-9	2	no	no	no	no	yes	yes

address	title	students per copy	written on?	requires cutting?	card stock recommended?	color paper recommended?	used multiple times?	used as a center material?
Activity Kindergarten.5.13.1	Math Fingers Stage 4 Recording Sheet	1	yes	no	no	no	no	yes
Activity Kindergarten.5.13.2	10-frame	1	no	no	yes	no	yes	yes
Activity Kindergarten.5.14.1	What's Behind My Back Stage 2 Recording Sheet	1	yes	no	no	no	no	yes

	✓ Found it!	expression
0		$\underline{\hspace{1cm}} + \underline{\hspace{1cm}}$
1		$\underline{\hspace{1cm}} + \underline{\hspace{1cm}}$
2		$\underline{\hspace{1cm}} + \underline{\hspace{1cm}}$
3		$\underline{\hspace{1cm}} + \underline{\hspace{1cm}}$
4		$\underline{\hspace{1cm}} + \underline{\hspace{1cm}}$
5		$\underline{\hspace{1cm}} + \underline{\hspace{1cm}}$
6		$\underline{\hspace{1cm}} + \underline{\hspace{1cm}}$
7		$\underline{\hspace{1cm}} + \underline{\hspace{1cm}}$
8		$\underline{\hspace{1cm}} + \underline{\hspace{1cm}}$
9		$\underline{\hspace{1cm}} + \underline{\hspace{1cm}}$
10		$\underline{\hspace{1cm}} + \underline{\hspace{1cm}}$

5 cubes

--	--	--	--	--

Expression: _____ + _____

--	--	--	--	--

Expression: _____ + _____

--	--	--	--	--

Expression: _____ + _____

--	--	--	--	--

Expression: _____ + _____

--	--	--	--	--

Expression: _____ + _____

--	--	--	--	--

Expression: _____ + _____

6 cubes

--	--	--	--	--	--

Expression: _____ + _____

--	--	--	--	--	--

Expression: _____ + _____

--	--	--	--	--	--

Expression: _____ + _____

--	--	--	--	--	--

Expression: _____ + _____

--	--	--	--	--	--

Expression: _____ + _____

6 cubes

--	--	--	--	--	--

Expression: _____ + _____

--	--	--	--	--	--

Expression: _____ + _____

7 cubes

--	--	--	--	--	--	--

Expression: _____ + _____

--	--	--	--	--	--	--

Expression: _____ + _____

--	--	--	--	--	--	--

Expression: _____ + _____


--	--	--	--	--	--	--

Expression: _____ + _____


--	--	--	--	--	--	--

Expression: _____ + _____

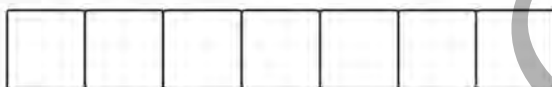
7 cubes



Expression: _____ + _____



Expression: _____ + _____



Expression: _____ + _____

8 cubes

--	--	--	--	--	--	--	--

Expression: _____ + _____

--	--	--	--	--	--	--	--

Expression: _____ + _____

--	--	--	--	--	--	--	--

Expression: _____ + _____

--	--	--	--	--	--	--	--

Expression: _____ + _____

--	--	--	--	--	--	--	--

Expression: _____ + _____

8 cubes

--	--	--	--	--	--	--	--

Expression: _____ + _____

--	--	--	--	--	--	--	--

Expression: _____ + _____

--	--	--	--	--	--	--	--

Expression: _____ + _____

--	--	--	--	--	--	--	--

Expression: _____ + _____

9 cubes

--	--	--	--	--	--	--	--	--

Expression: _____ + _____

--	--	--	--	--	--	--	--	--

Expression: _____ + _____

--	--	--	--	--	--	--	--	--

Expression: _____ + _____

--	--	--	--	--	--	--	--	--

Expression: _____ + _____

--	--	--	--	--	--	--	--	--

Expression: _____ + _____

9 cubes

--	--	--	--	--	--	--	--	--

Expression: _____ + _____

--	--	--	--	--	--	--	--	--

Expression: _____ + _____

--	--	--	--	--	--	--	--	--

Expression: _____ + _____

--	--	--	--	--	--	--	--	--

Expression: _____ + _____

--	--	--	--	--	--	--	--	--

Expression: _____ + _____

10 cubes

--	--	--	--	--	--	--	--	--	--

Expression: _____ + _____

--	--	--	--	--	--	--	--	--	--

Expression: _____ + _____

--	--	--	--	--	--	--	--	--	--

Expression: _____ + _____

--	--	--	--	--	--	--	--	--	--

Expression: _____ + _____

--	--	--	--	--	--	--	--	--	--

Expression: _____ + _____

10 cubes

--	--	--	--	--	--	--	--	--	--

Expression: _____ + _____

--	--	--	--	--	--	--	--	--	--

Expression: _____ + _____

--	--	--	--	--	--	--	--	--	--

Expression: _____ + _____

--	--	--	--	--	--	--	--	--	--

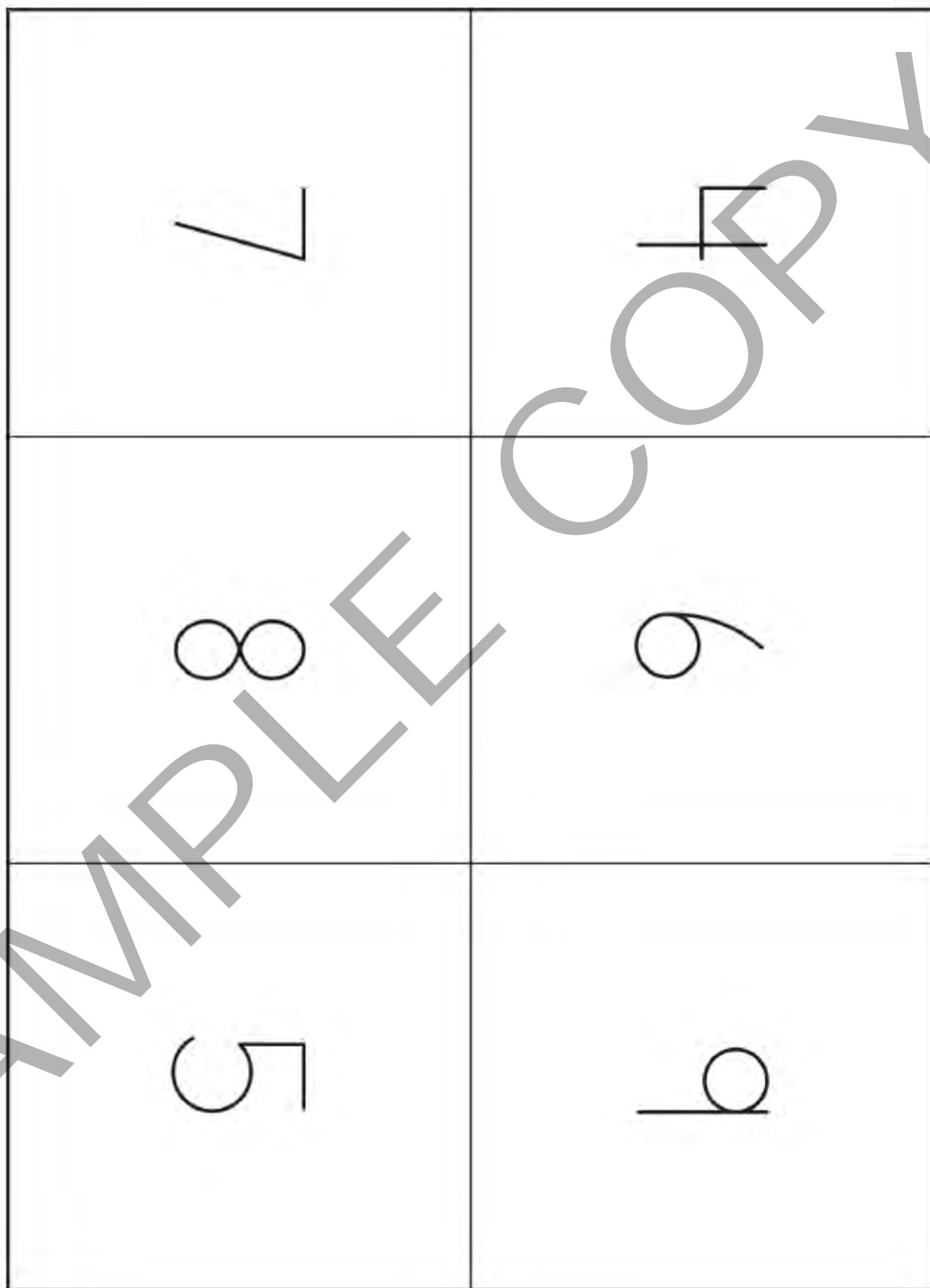
Expression: _____ + _____

--	--	--	--	--	--	--	--	--	--

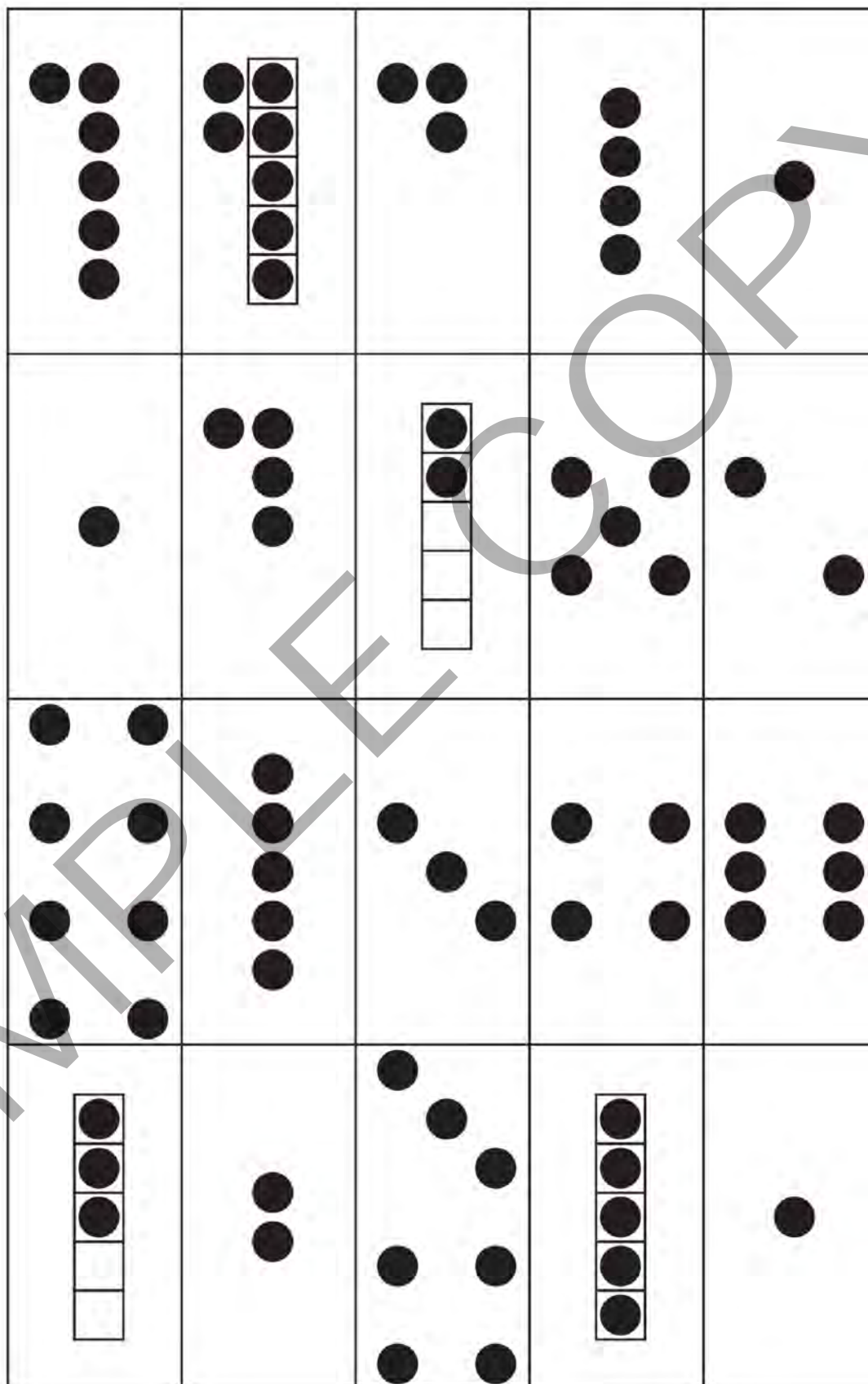
Expression: _____ + _____

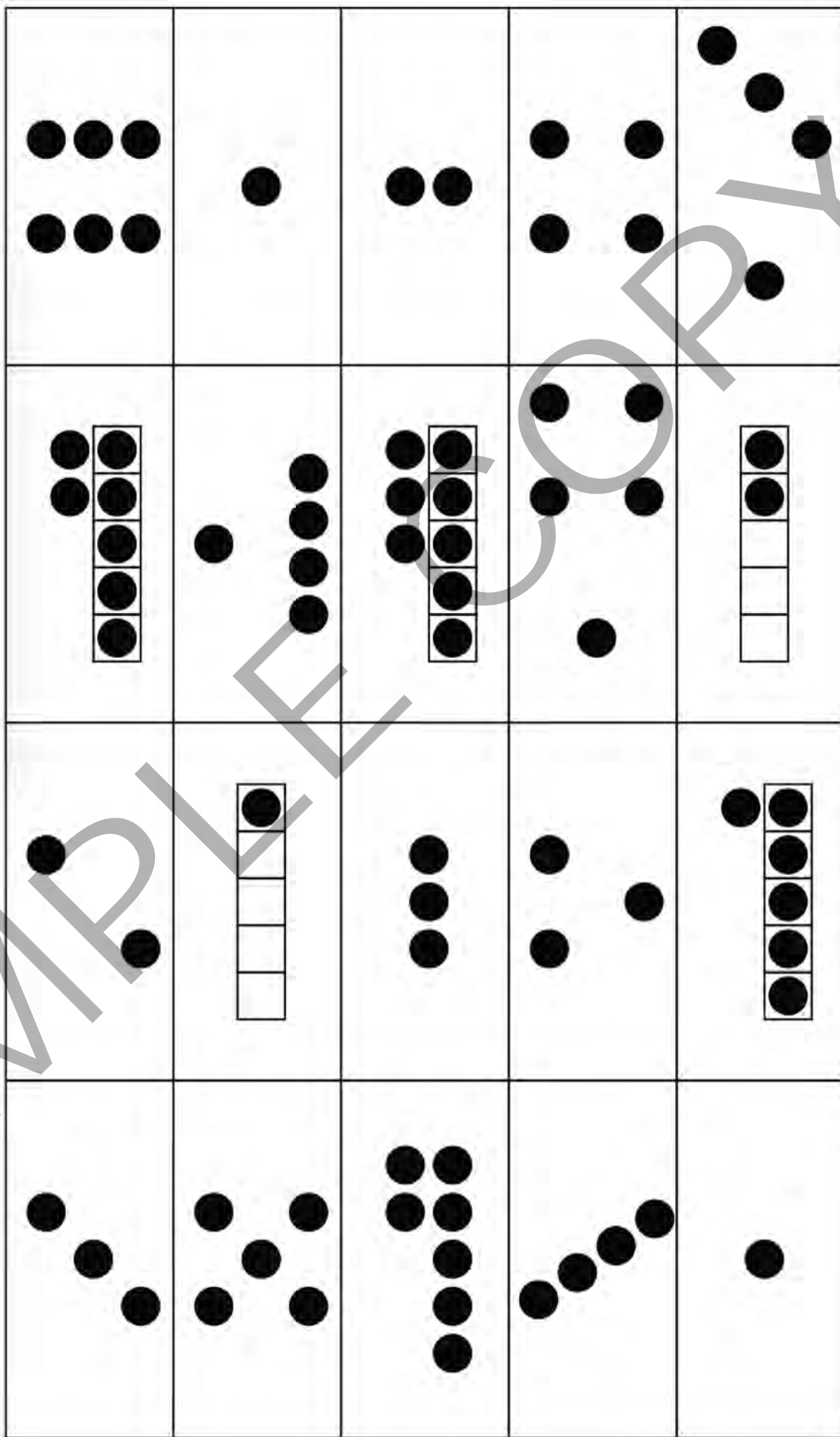
--	--	--	--	--	--	--	--	--	--

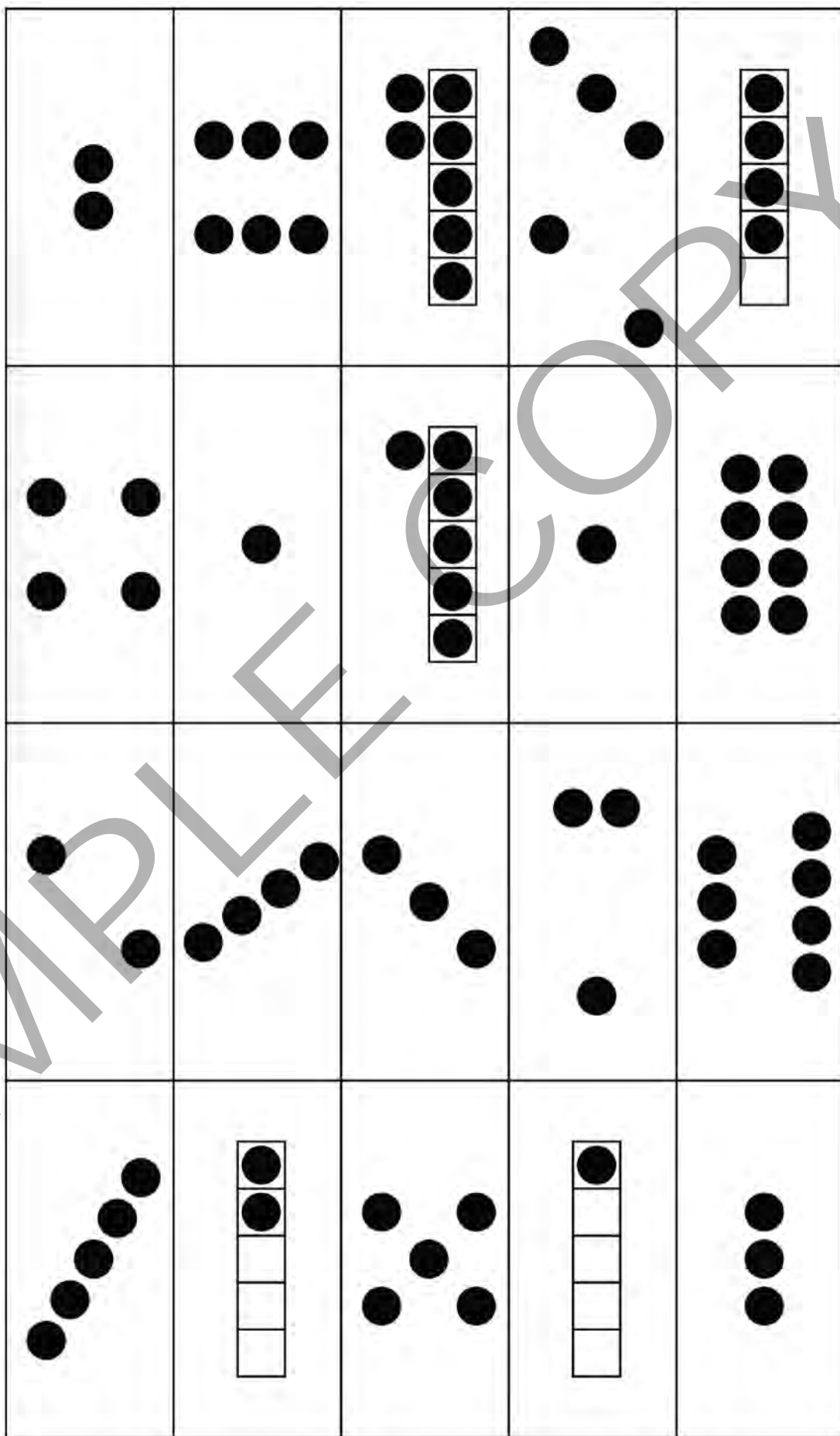
Expression: _____ + _____

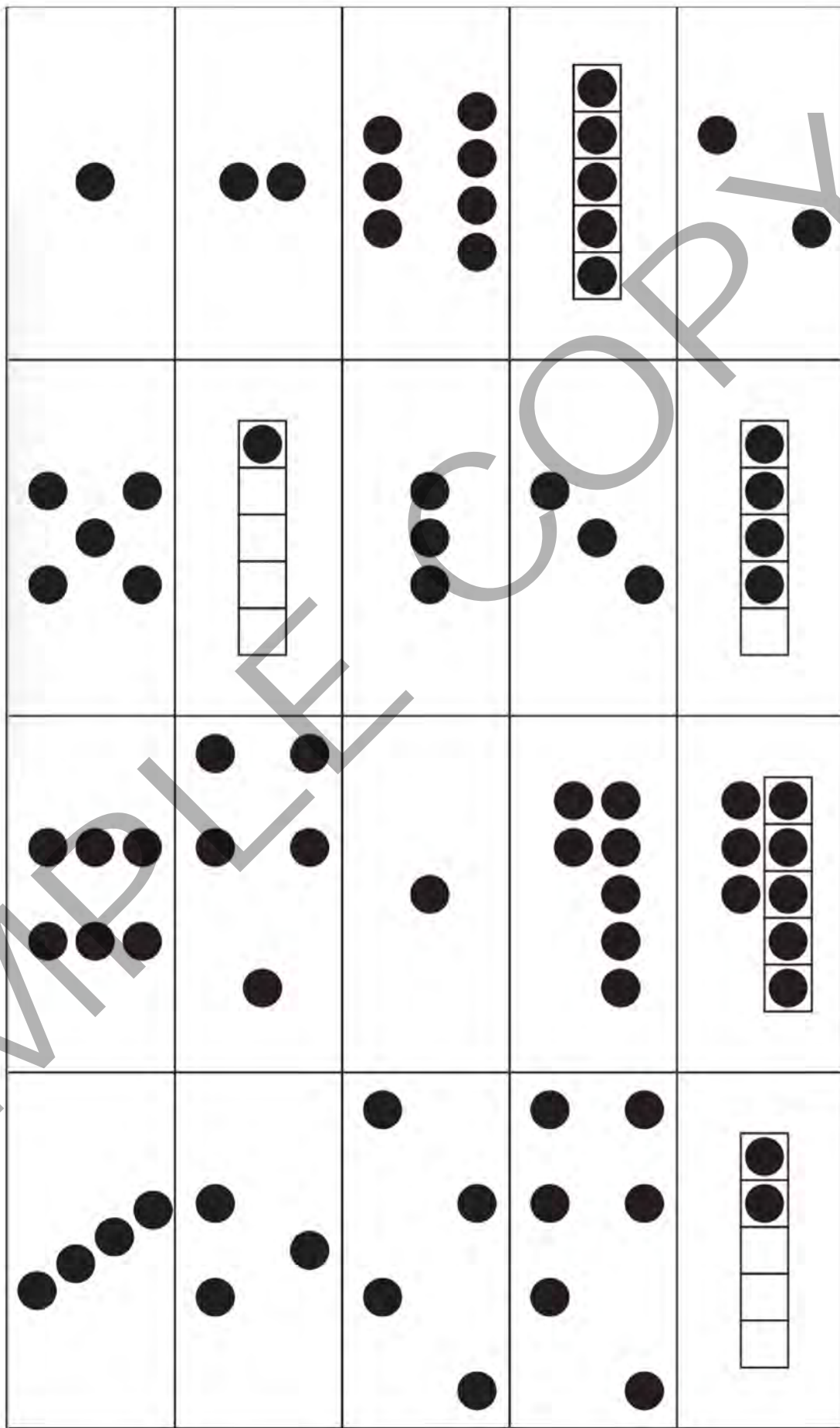


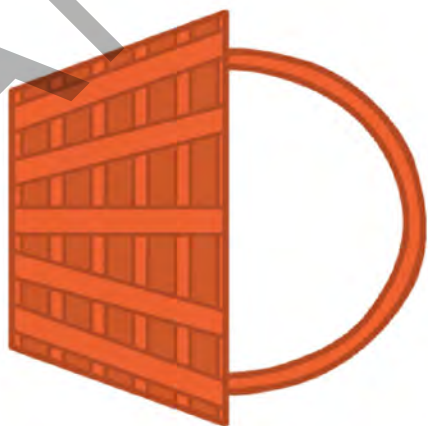

Write an Expression ($4 + 3$)



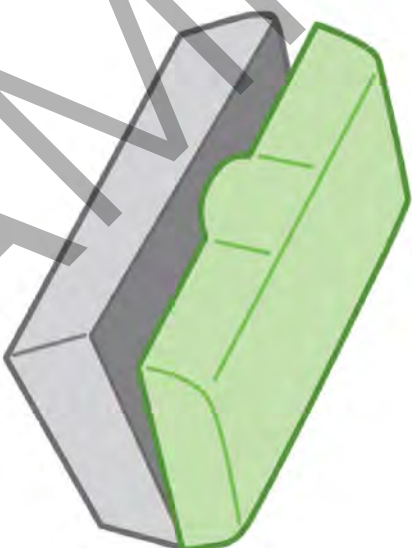
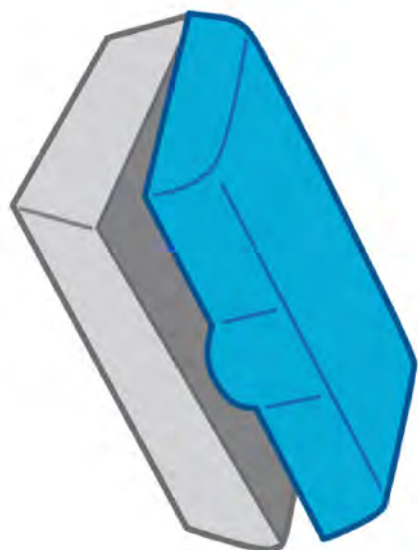










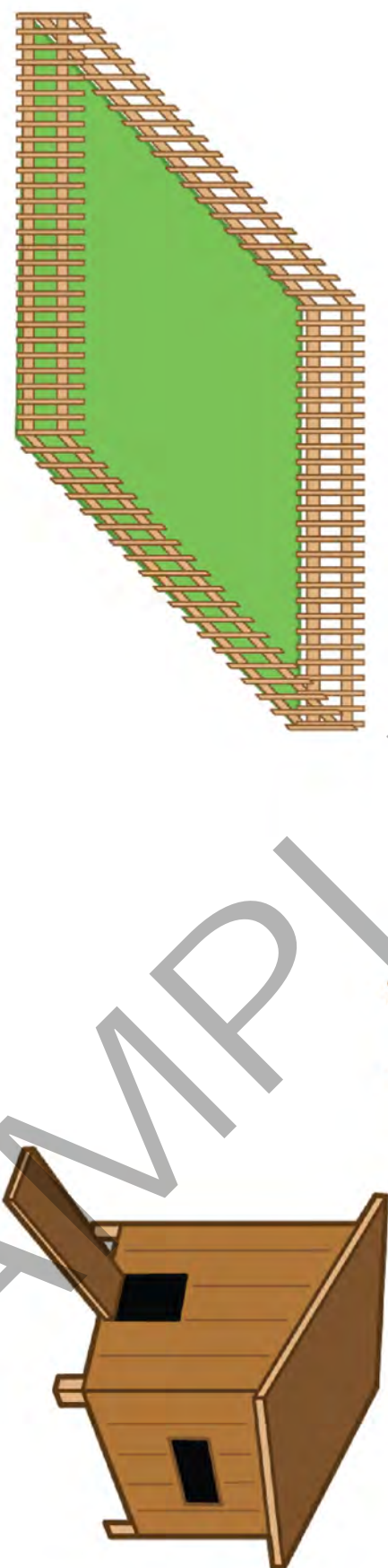
Picture A




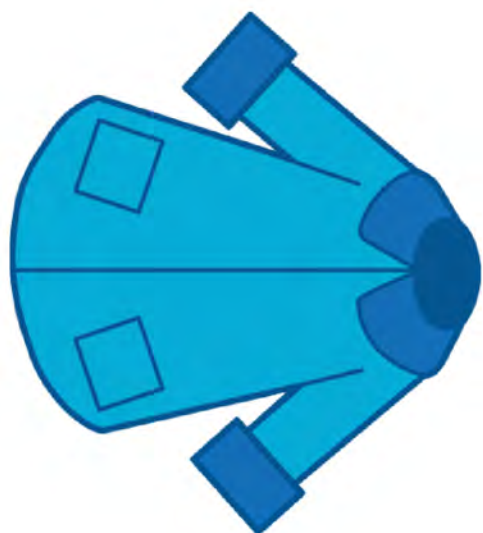
Picture B





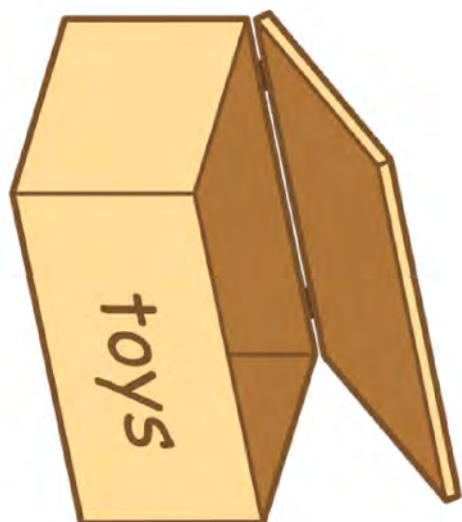
Picture C




Picture D



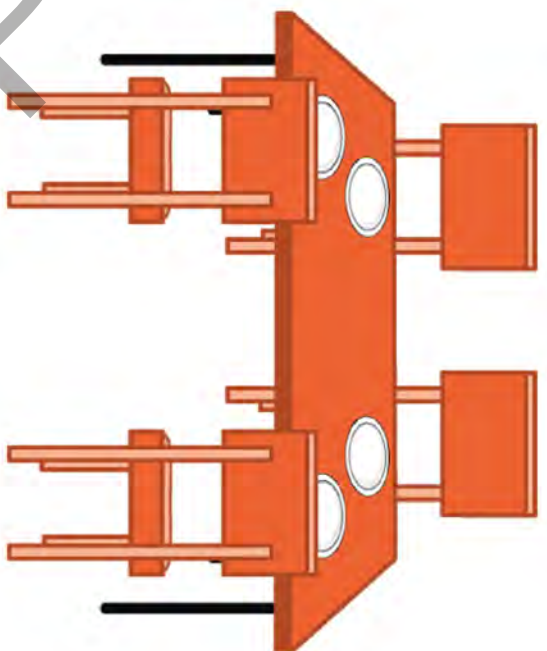
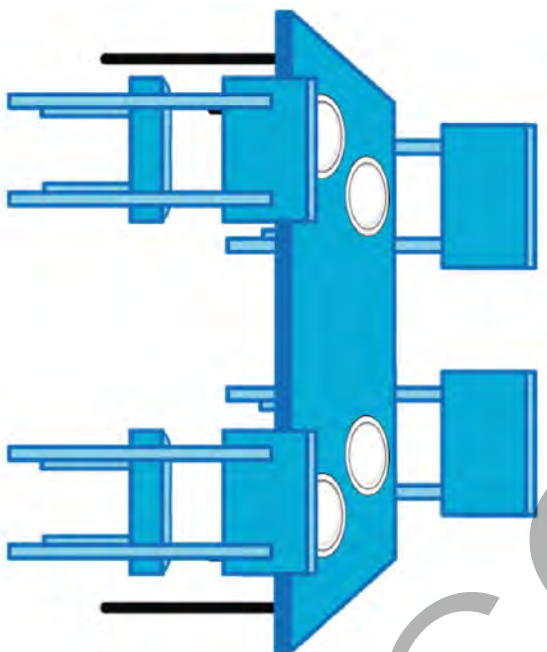
Picture E



Picture F



Picture G






Picture H


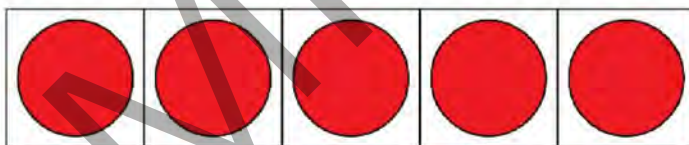



Tell a story.

Use objects or drawings to show what happens in the story.

Tell a different story.

A large rectangular box for drawing or writing, with a horizontal line near the bottom. A large diagonal watermark "SAMPLE COPY" is overlaid across the box.





2.



1.



4.



3.



6



5



How many are there? Show how you counted.

My count:

How many? _____

8	9	4
5	7	1
2	3	6

$$10 = \underline{\quad} + \underline{\quad}$$

$$10 = \underline{\quad} + \underline{\quad}$$

$$10 = \underline{\quad} + \underline{\quad}$$

$$10 = \underline{\quad} + \underline{\quad}$$

$$10 = \underline{\quad} + \underline{\quad}$$

$$10 = \underline{\quad} + \underline{\quad}$$

$$10 = \underline{\quad} + \underline{\quad}$$

$$10 = \underline{\quad} + \underline{\quad}$$

$$10 = \underline{\quad} + \underline{\quad}$$

$$10 = \underline{\quad} + \underline{\quad}$$

$$10 = \underline{\quad} + \underline{\quad}$$

$$10 = \underline{\quad} + \underline{\quad}$$

$$10 = \underline{\quad} + \underline{\quad}$$

$$10 = \underline{\quad} + \underline{\quad}$$

$$10 = \underline{\quad} + \underline{\quad}$$

$$10 = \underline{\quad} + \underline{\quad}$$

$$10 = \underline{\quad} + \underline{\quad}$$

$$10 = \underline{\quad} + \underline{\quad}$$



--	--	--	--	--	--	--	--	--	--

$$10 = \underline{\quad} + \underline{\quad}$$

--	--	--	--	--	--	--	--	--	--

$$10 = \underline{\quad} + \underline{\quad}$$

--	--	--	--	--	--	--	--	--	--

$$10 = \underline{\quad} + \underline{\quad}$$

--	--	--	--	--	--	--	--	--	--

$$10 = \underline{\quad} + \underline{\quad}$$

--	--	--	--	--	--	--	--	--	--

$$10 = \underline{\quad} + \underline{\quad}$$

--	--	--	--	--	--	--	--	--	--

$$10 = \underline{\quad} + \underline{\quad}$$

--	--	--	--	--	--	--	--	--	--

$$10 = \underline{\quad} + \underline{\quad}$$

--	--	--	--	--	--	--	--	--	--

$$10 = \underline{\quad} + \underline{\quad}$$

--	--	--	--	--	--	--	--	--	--

$$10 = \underline{\quad} + \underline{\quad}$$

--	--	--	--	--	--	--	--	--	--

$$10 = \underline{\quad} + \underline{\quad}$$



KINDERGARTEN

UNIT

6

Teacher Resource Copy
Masters

LESSON BLACKLINE MASTERS

address	title	students per copy	written on?	requires cutting?	card stock recommended?	color paper recommended?	used multiple times?	used as a center material?
Activity Kindergarten.6.1.3	Number Mat 11-20	2	no	no	no	no	yes	yes
Activity Kindergarten.6.1.3	Number Race Stage 2 Recording Sheet for Tracing	1	yes	no	no	no	no	yes
Activity Kindergarten.6.3.3	Find the Pair Stage 1 Recording Sheet	1	yes	no	no	no	no	yes
Activity Kindergarten.6.3.3	Number Cards 0-10	2	no	yes	yes	no	yes	yes
Activity Kindergarten.6.4.3	Number Mat 1-10	2	no	no	no	no	yes	yes
Activity Kindergarten.6.5.3	Grab and Count Stage 1 Recording Sheet	1	yes	no	no	no	no	yes

address	title	students per copy	written on?	requires cutting?	card stock recommended?	color paper recommended?	used multiple times?	used as a center material?
Activity Kindergarten.6.6.3	Number Race Stage 2 Recording Sheet for Writing	1	yes	no	no	no	no	yes
Activity Kindergarten.6.7.1	10-Frame and More Dots Cards (groups of 2)	2	no	yes	yes	no	yes	no
Activity Kindergarten.6.7.2	Numbers 11-20 with 10-Frames Reference Sheet (groups of 1)	1	no	yes	no	no	yes	no
Activity Kindergarten.6.8.1	Make Number Cards Handout	1	yes	yes	no	no	yes	no
Activity Kindergarten.6.8.3	Number Cards 11-19	2	no	yes	yes	no	yes	yes
Activity Kindergarten.6.8.3	Bingo Stage 4 Gameboards	4	no	no	no	no	yes	yes

address	title	students per copy	written on?	requires cutting?	card stock recommended?	color paper recommended?	used multiple times?	used as a center material?
Activity Kindergarten.6.9.1	Card Sort: Organize Expressions and Numbers Cards	4	no	yes	no	no	no	no
Activity Kindergarten.6.9.3	Make or Break Apart Numbers Stage 2 Recording Sheet	1	yes	no	no	no	no	yes
Activity Kindergarten.6.9.3	Make or Break Apart Numbers Stage 2 Number Mat	1	no	no	no	no	no	yes
Activity Kindergarten.6.9.3	Make or Break Apart Numbers Stage 2 Gameboards	4	no	no	no	no	yes	yes
Activity Kindergarten.6.12.3	Find the Pair Stage 2 Recording Sheet	1	yes	no	no	no	no	yes

17	14
18	12
20	19
15	16
11	13

6	6	6	6	6	6
7	7	7	7	7	7
8	8	8	8	8	8
9	9	9	9	9	9
0	0	0	0	0	0

_____	+	_____
_____	+	_____
_____	+	_____
_____	+	_____
_____	+	_____
_____	+	_____
_____	+	_____
_____	+	_____
_____	+	_____
_____	+	_____

_____	+	_____
_____	+	_____
_____	+	_____
_____	+	_____
_____	+	_____
_____	+	_____
_____	+	_____
_____	+	_____
_____	+	_____
_____	+	_____

1

2

3

4

5

6

7

8

9

1

2

3

4

5

6

7

8

9

0

0

10


10


3	2
4	1
10	9
5	—
6	8


<p>guess</p> <p>_____</p> <p>_____</p> <p>_____</p>	<p>count</p> <p>_____</p> <p>_____</p> <p>_____</p>
<p>guess</p> <p>_____</p> <p>_____</p> <p>_____</p>	<p>count</p> <p>_____</p> <p>_____</p> <p>_____</p>
<p>guess</p> <p>_____</p> <p>_____</p> <p>_____</p>	<p>count</p> <p>_____</p> <p>_____</p> <p>_____</p>
<p>guess</p> <p>_____</p> <p>_____</p> <p>_____</p>	<p>count</p> <p>_____</p> <p>_____</p> <p>_____</p>
<p>guess</p> <p>_____</p> <p>_____</p> <p>_____</p>	<p>count</p> <p>_____</p> <p>_____</p> <p>_____</p>


11						
12						
13						
14						
15						

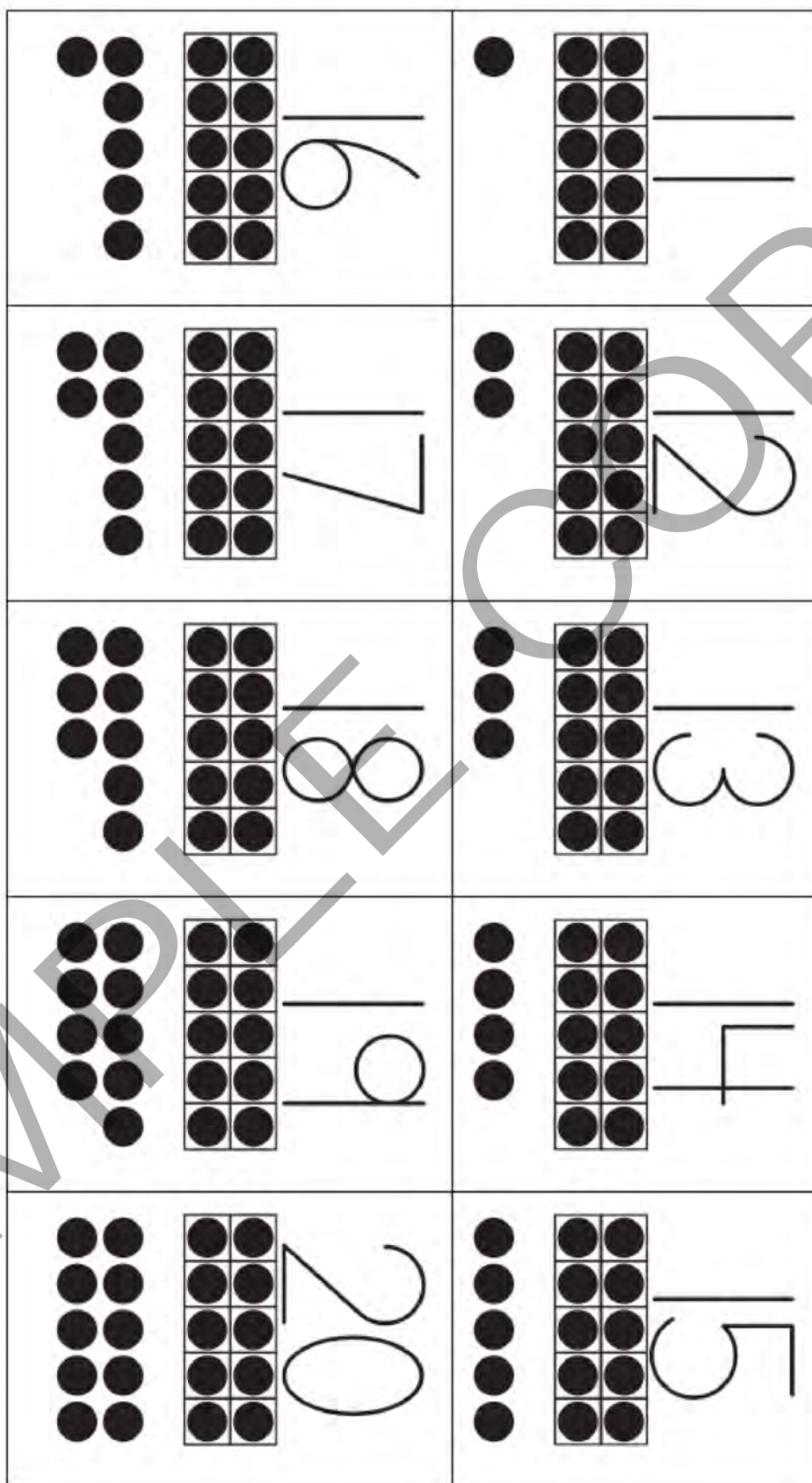
6						
7						
8						
9						
20						











11

12

13

14

15

16

17

18

19

SAMPLE COPY

11

12

13

14

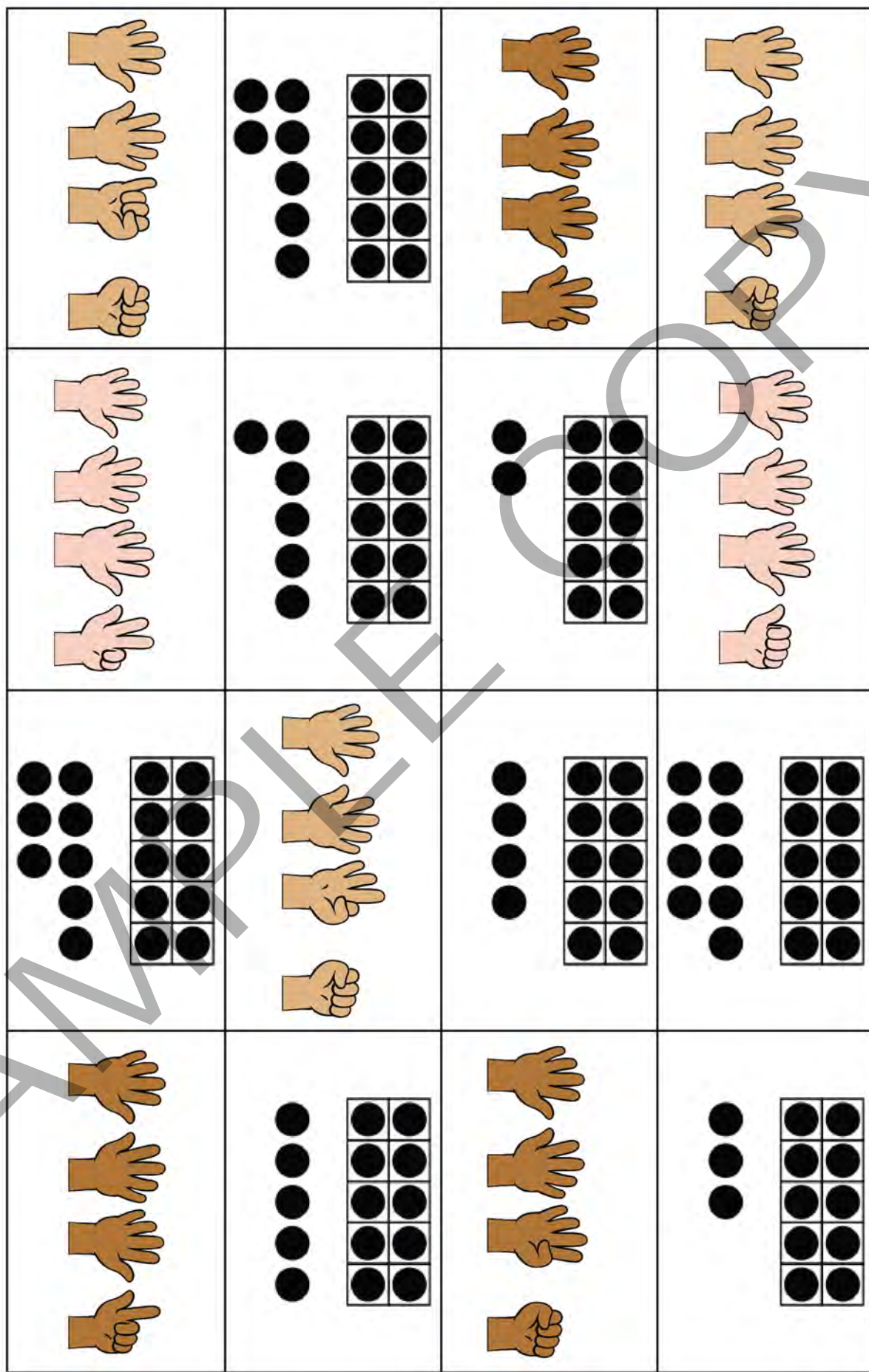
15

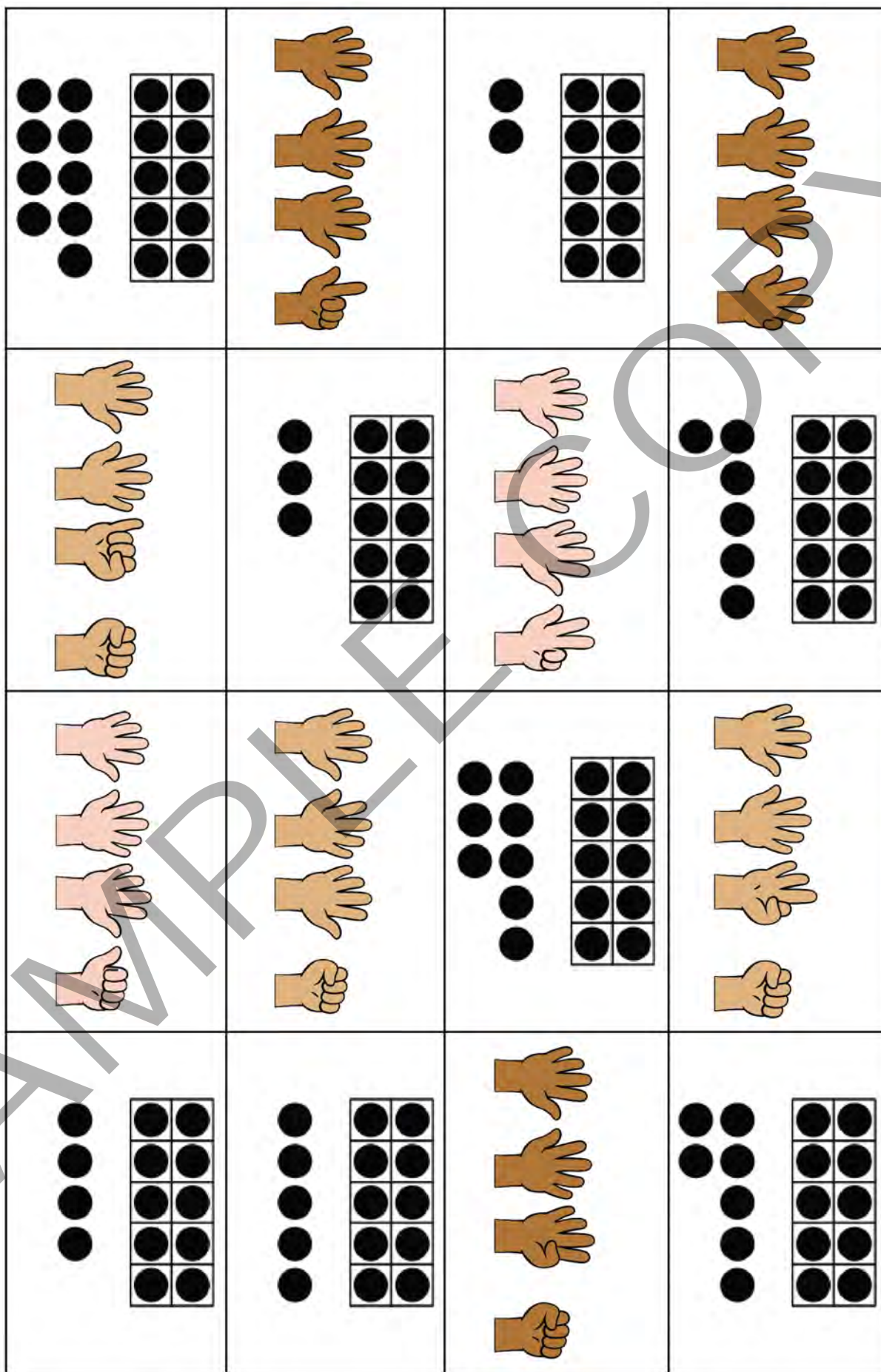
16

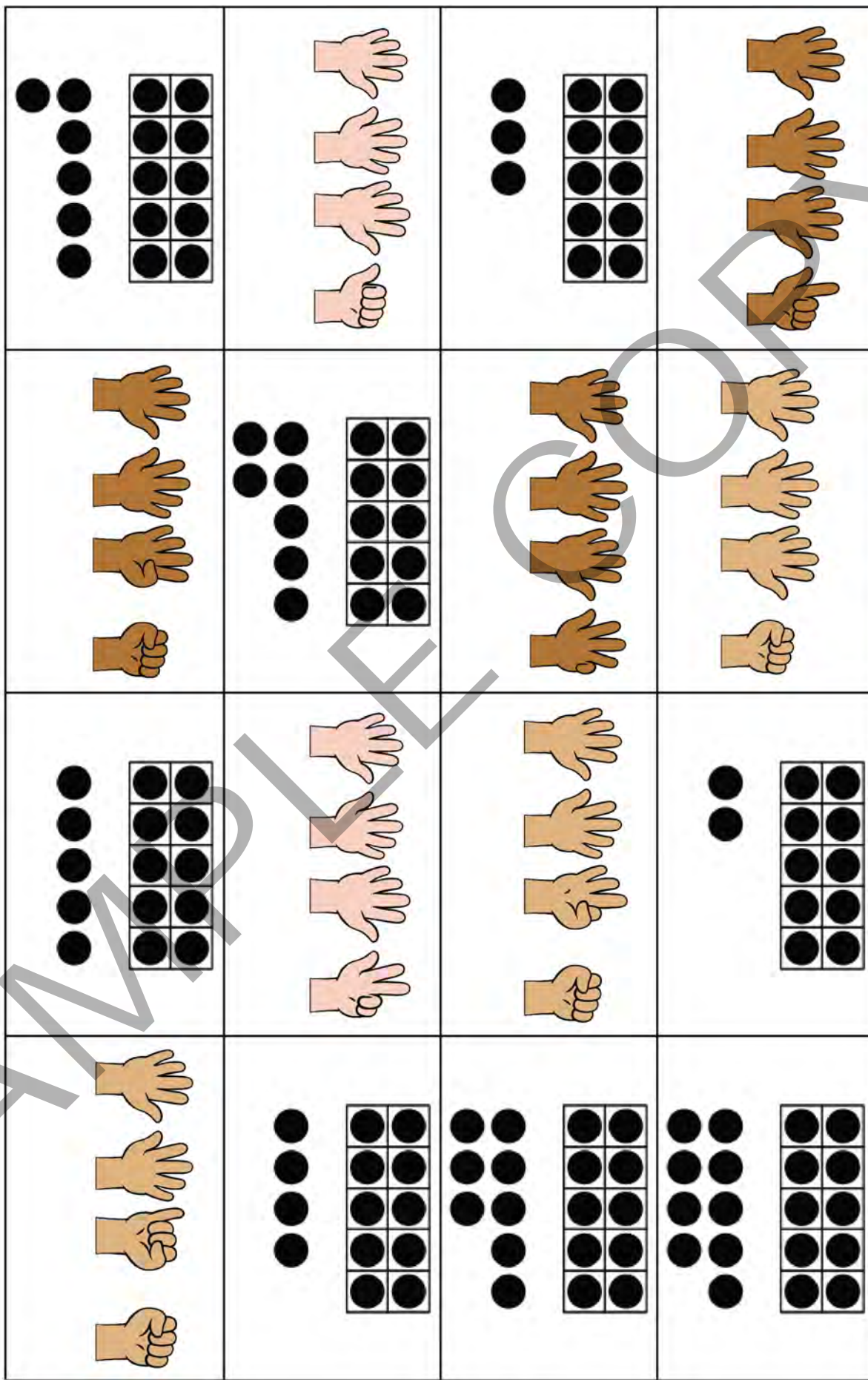
17

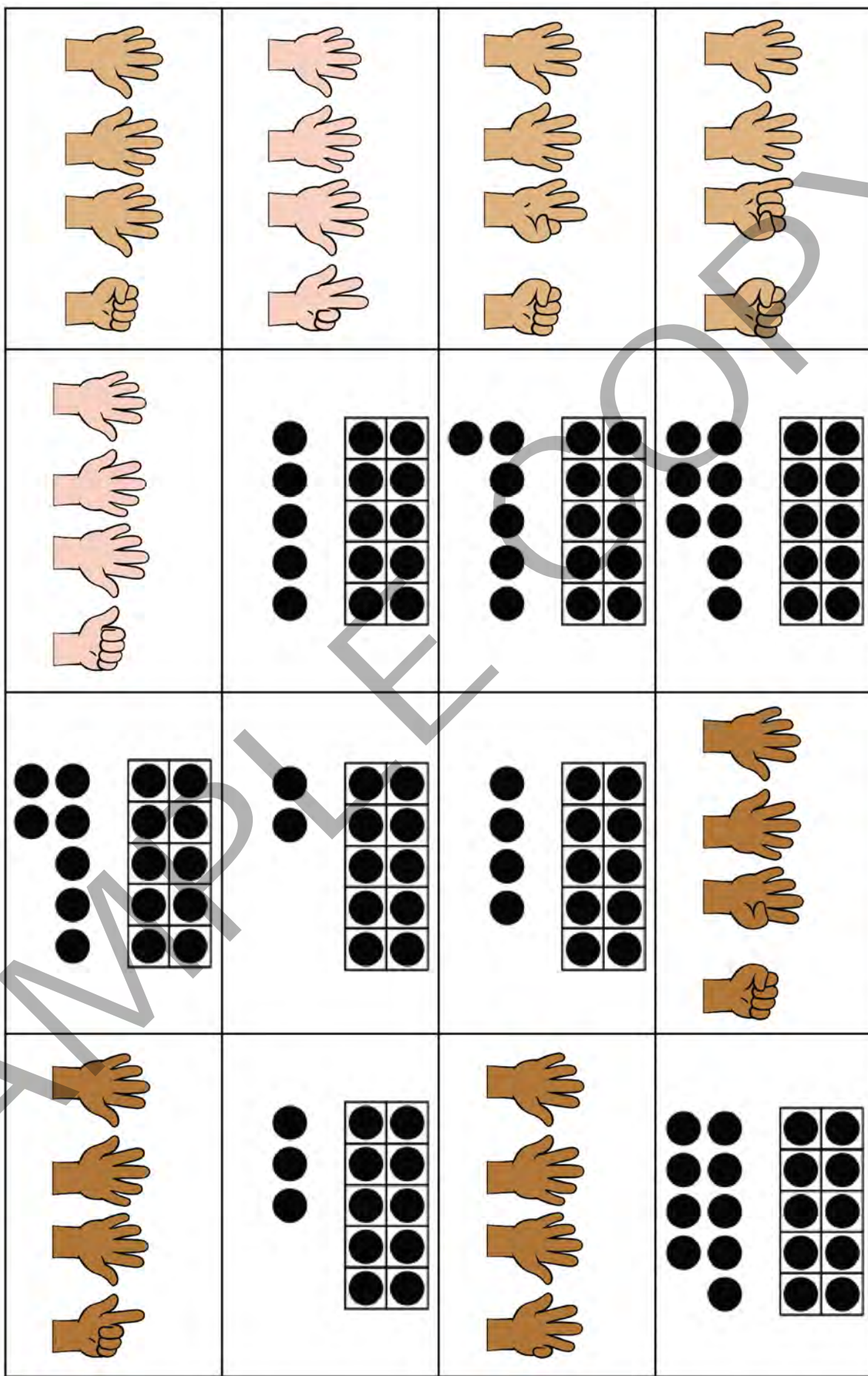
18

19









Card Sort: Organize Expressions and Numbers A 11	Card Sort: Organize Expressions and Numbers B 12
Card Sort: Organize Expressions and Numbers C 13	Card Sort: Organize Expressions and Numbers D 14
Card Sort: Organize Expressions and Numbers E 15	Card Sort: Organize Expressions and Numbers F $10 + 1$
Card Sort: Organize Expressions and Numbers G $10 + 2$	Card Sort: Organize Expressions and Numbers H $10 + 3$
Card Sort: Organize Expressions and Numbers I $10 + 4$	Card Sort: Organize Expressions and Numbers J $10 + 5$

Write an Expression (10 + 4)

$10 + \underline{\quad}$

$10 + \underline{\quad}$

$10 + \underline{\quad}$

$10 + \underline{\quad}$

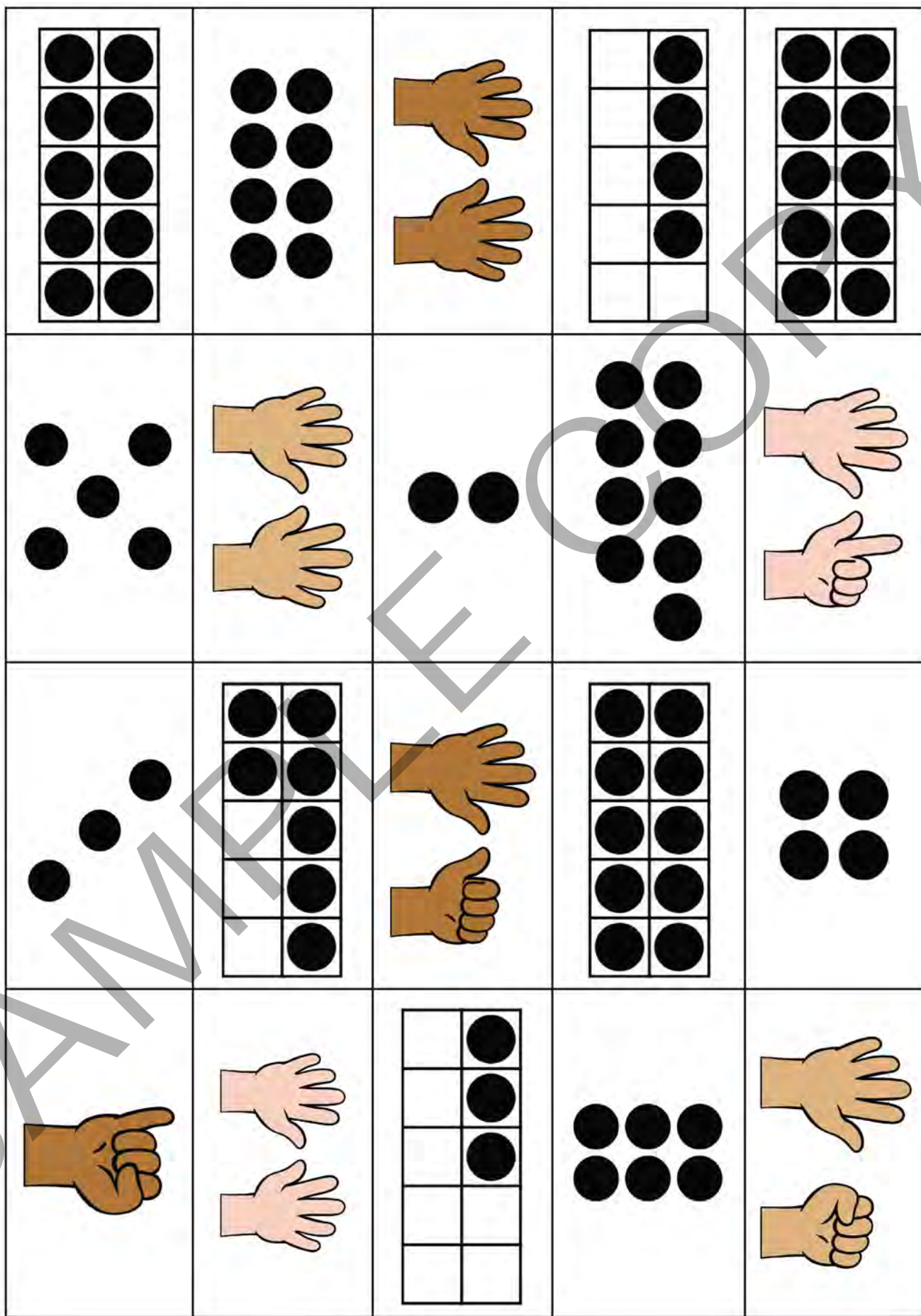
$10 + \underline{\quad}$

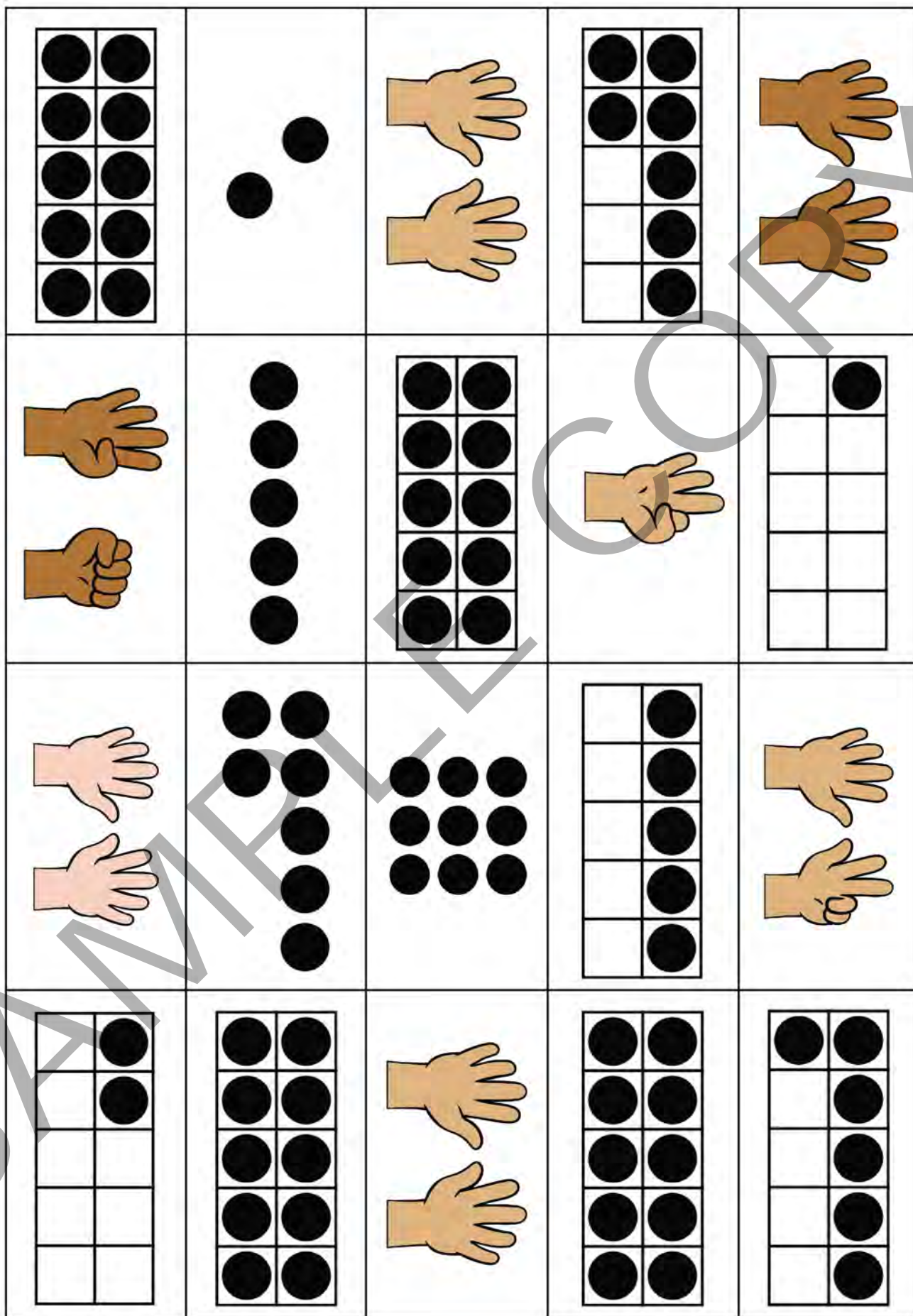
$10 + \underline{\quad}$

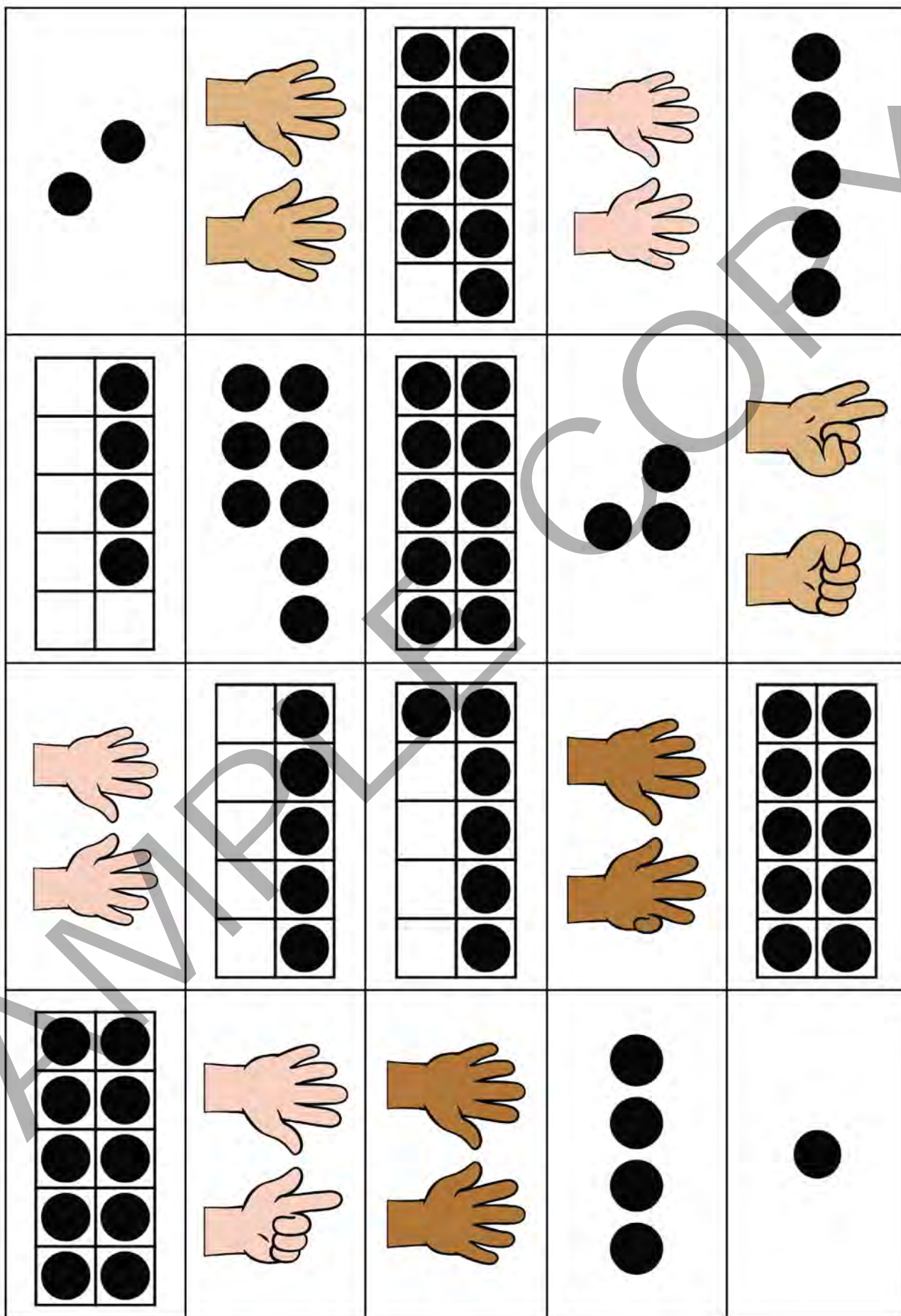
$10 + \underline{\quad}$

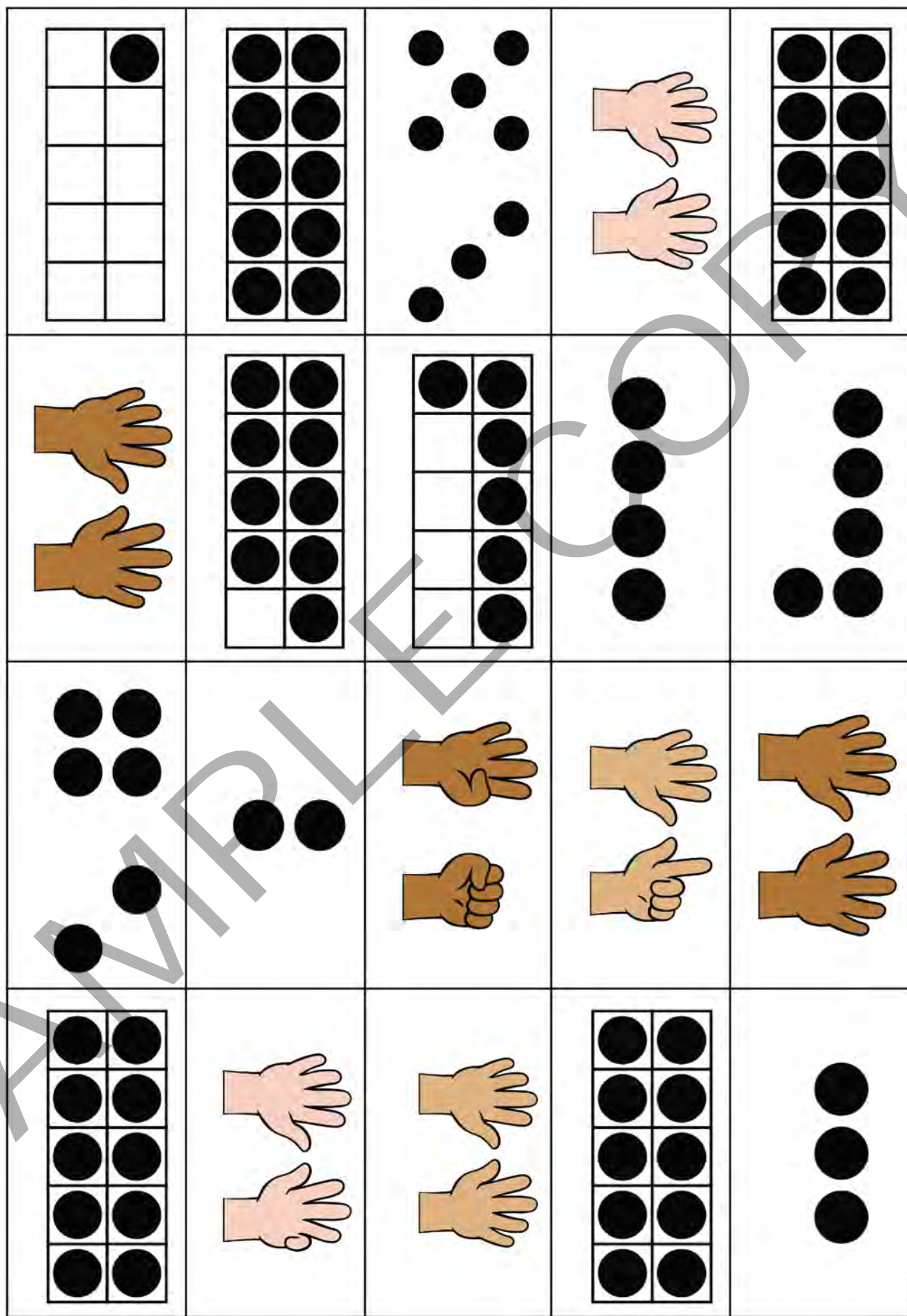
$10 + \underline{\quad}$

17	14	11
18	15	12
10	16	13









$$\underline{\quad\quad} + \underline{\quad\quad} = 10$$

$$\underline{\quad\quad} + \underline{\quad\quad} = 10$$

$$\underline{\quad\quad} + \underline{\quad\quad} = 10$$

$$\underline{\quad\quad} + \underline{\quad\quad} = 10$$

$$\underline{\quad\quad} + \underline{\quad\quad} = 10$$

$$\underline{\quad\quad} + \underline{\quad\quad} = 10$$

$$\underline{\quad\quad} + \underline{\quad\quad} = 10$$

$$\underline{\quad\quad} + \underline{\quad\quad} = 10$$